

# TPC Benchmark™ C

## Full Disclosure Report

---



First Edition  
15-Jul-2025

---

*Using*  
**Goldilocks v3.1 Standard Edition**  
*on*  
**UNIWIDE RE2212**

## **First Edition: 15-Jul-2025**

*TTA, Telecommunications Technology Association, believes that all the information in this document is accurate as of the publication date. The information in this document is subject to change without notice. TTA, the sponsor of this benchmark test, assumes no responsibility for any errors that may appear in this document. The pricing information in this document is believed to accurately reflect the current prices as of the publication date. However, the sponsor provides no warranty of the pricing information in this document.*

*Benchmark results are highly dependent upon workload, specific application requirements, and system design and implementation. Relative system performance will vary as a result of these and other factors. Therefore, the TPC Benchmark™ C should not be used as a substitute for a specific customer application benchmark when critical capacity planning and/or product evaluation decisions are contemplated.*

*All performance data contained in this report was obtained in a rigorously controlled environment.*

*Results obtained*

*in other operating environments may vary significantly. No warranty of system performance or price/performance is expressed or implied in this report.*

### **Trademarks**

*The following terms used in this publication are trademarks of other companies as follows:*

- *TPC Benchmark, TPC-C, and tpmC are trademarks of the Transaction Processing Performance Council*
- *TTA is a registered trademark of Telecommunications Technology Association*
- *Goldilocks is a registered trademark of SUNJESoft, Inc.*
- *JBoss is a registered trademark of RedHat, Inc.*
- *Intel and Intel Xeon are trademarks or registered trademarks of Intel Corporation.*
- *All other trademarks and copyrights are properties of their respective owners.*

# Table of Contents

**TABLE OF CONTENTS** .....3

**ABSTRACT** .....5

**PREFACE** .....6

**GENERAL ITEMS**.....11

0.1 APPLICATION CODE AND DEFINITION STATEMENTS .....11

0.2 BENCHMARK SPONSOR .....11

0.3 PARAMETER SETTINGS.....11

0.4 CONFIGURATION DIAGRAMS .....12

**CLAUSE 1: LOGICAL DATABASE DESIGN**.....13

1.1 TABLE DEFINITIONS.....13

1.2 PHYSICAL ORGANIZATION OF DATABASE .....13

1.3 INSERT AND DELETE OPERATIONS .....13

1.4 HORIZONTAL OR VERTICAL PARTITIONING.....13

1.5 REPLICATION OR DUPLICATION.....13

**CLAUSE 2: TRANSACTION AND TERMINAL PROFILES**.....14

2.1 RANDOM NUMBER GENERATION.....14

2.2 INPUT/OUTPUT SCREENS .....14

2.3 PRICED TERMINAL FEATURE .....14

2.4 PRESENTATION MANAGERS.....14

2.5 TRANSACTION STATISTICS .....15

2.6 QUEUING MECHANISM.....15

**CLAUSE 3: TRANSACTION AND SYSTEM PROPERTIES**.....16

3.1 ATOMICITY .....16

    3.1.1 Atomicity of Completed Transactions.....16

    3.1.2 Atomicity of Aborted Transactions .....16

3.2 CONSISTENCY .....16

3.3 ISOLATION.....17

3.4 DURABILITY.....21

    3.4.1 Durable Media Failure .....21

    3.4.2 Instantaneous Interruption, Loss of Memory.....22

**CLAUSE 4: SCALING AND DATABASE POPULATION**.....23

4.1 CARDINALITY OF TABLES .....23

4.2 DATABASE IMPLEMENTATION .....23

4.3 DISTRIBUTION OF DATABASE FILES .....24

4.4 60-DAY SPACE .....25

**CLAUSE 5: PERFORMANCE METRICS**.....26

5.1 TPC BENCHMARK C METRICS.....26

5.2 RESPONSE TIMES .....26

5.3 KEYING AND THINK TIMES .....26

5.4 DISTRIBUTION AND PERFORMANCE CURVES.....26

5.4.1 Response Time frequency distribution curves.....26

5.4.2 Response Time versus throughput.....30

5.4.3 Think Time frequency distribution.....30

5.4.4 Throughput versus elapsed time .....31

5.5 STEADY STATE DETERMINATION .....32

5.6 WORK PERFORMED DURING STEADY STATE .....32

5.7 MEASUREMENT PERIOD DURATION .....32

5.8 TRANSACTION STATISTICS .....32

5.9 CHECKPOINTS .....32

**CLAUSe 6: SUT, DRIVER AND COMMUNICATION.....34**

6.1 REMOTE TERMINAL EMULATOR (RTE).....34

6.2 EMULATED COMPONENTS .....34

6.3 FUNCTIONAL DIAGRAMS .....34

6.4 NETWORKS.....34

6.5 OPERATOR INTERVENTION .....34

**CLAUSe 7: PRICING .....35**

7.1 HARDWARE AND SOFTWARE PRICING .....35

7.2 THREE YEAR PRICE.....35

7.3 AVAILABILITY DATES.....35

**CLAUSe 8: REPORTING .....36**

8.1 FULL DISCLOSURE REPORT .....36

**CLAUSe 9: AUDITOR ATTESTATION.....37**

9.1 AUDITOR INFORMATION .....37

9.2 ATTESTATION LETTER .....37

**APPENDIX A: SOURCE CODE .....39**

**APPENDIX B: TUNABLE PARAMETERS .....42**

**APPENDIX C: PRICE QUOTATIONS.....43**

# Abstract

This report documents the methodology and results of the TPC Benchmark™ C (TPC-C) test conducted by TTA on the Goldilocks v3.1 Standard Edition on UNIWIDE RE2212

## Goldilocks v3.1 Standard Edition on UNIWIDE RE2212

Company Name	System Name	Database Software	Operating System
Telecommunications Technology Association	UNIWIDE RE2212	Goldilocks v3.1 Standard Edition	RedHat Enterprise Linux 9.5

## TPC Benchmark™ C Metrics

Total System Cost	TPC-C Throughput	Price/Performance	Availability Date
₩ 374,195,000 (KRW)	101,562 tpmC	3,685 KRW/tpmC	Available Now

# Preface

*The Transaction Processing Performance Council (TPC™) is a non-profit corporation founded to define transaction processing and database benchmarks and to disseminate objective, verifiable TPC performance data to the industry. The TPC Benchmark® C is an on-line transaction processing benchmark (OLTP) developed by the TPC.*

## *TPC Benchmark™ C Overview*

*TPC Benchmark™ C (TPC-C) simulates a complete computing environment where a population of users executes transactions against a database. The benchmark is centered around the principal activities (transactions) of an order-entry environment. These transactions include entering and delivering orders, recording payments, checking the status of orders, and monitoring the level of stock at the warehouses. While the benchmark portrays the activity of a wholesale supplier, TPC-C is not limited to the activity of any particular business segment, but, rather represents any industry that must manage, sell, or distribute a product or service.*

*TPC-C consists of a mixture of read-only and update intensive transactions that simulate the activities found in complex OLTP application environments. It does so by exercising a breadth of system components associated with such environments, which are characterized by:*

- *The simultaneous execution of multiple transaction types that span a breadth of complexity*
- *On-line and deferred transaction execution modes*
- *Multiple on-line terminal sessions*
- *Moderate system and application execution time*
- *Significant disk input/output*
- *Transaction integrity (ACID properties)*
- *Non-uniform distribution of data access through primary and secondary keys*
- *Databases consisting of many tables with a wide variety of sizes, attributes, and relationships*
- *Contention of data access and update*


*The performance metric reported by TPC-C is a “business throughput” measuring the number of orders processed per minute. Multiple transactions are used to simulate the business activity of processing an order, and each transaction is subject to a response time constraint. The performance metric for this benchmark is expressed in transactions-per-minute-C (tpmC). To be compliant with the TPC-C standard, all references to tpmC results must include the tpmC rate, the associated price-per-tpmC, and the availability date of the priced configuration.*


*TPC-C uses terminology and metrics that are similar to other benchmarks, originated by the TPC or others. Such similarity in terminology does not in any way imply that TPC-C results are comparable to other benchmarks. The only benchmark results comparable to TPC-C are other TPC-C results conformant with the same revision.*

*Despite the fact that this benchmark offers a rich environment that emulates many OLTP applications, this benchmark does not reflect the entire range of OLTP requirements. In addition, the extent to which a customer can achieve the results reported by a vendor is highly dependent on how closely TPC-C approximates the customer application. The relative performance of systems derived from this benchmark does not necessarily hold for other workloads or environments. Extrapolations to other environments are not recommended.*

*Benchmark results are highly dependent upon workload, specific application requirements, and systems design and implementation. Relative system performance will vary as a result of these and other factors. Therefore, TPC-C should not be used as a substitute for a specific customer application benchmark when critical capacity planning and/or product evaluation decisions are contemplated.*

*Further information is available at [www.tpc.org](http://www.tpc.org)*

	<b>Goldilocks v3.1 Standard Edition on UNIWISE RE2212</b>			<b>TPC-C Version 5.11.0 TPC Pricing 2.9.0</b>
				<b>Report Date 15-Jul-2025</b>
Total System Cost	TPC-C Throughput	Price/Performance		Availability Date
<b>₩ 374,195,000 (KRW)</b>	<b>101,562 tpmC</b>	<b>3,685 KRW/tpmC</b>		<b>Available Now</b>
Server Processors/Cores/Threads	Database Manager	Operating System	Other Software	Number of Users
<b>2/96/192</b>	<b>Goldilocks v3.1 Standard Edition</b>	<b>RHEL 9.5</b>	<b>JBoss Web Server</b>	<b>80,000</b>



[3] 1Gb Ethernet Switch

[2] **Web Application Server**

1 x KTNF KM-H620


- 2 x Intel(R) Xeon(R) Gold 6140 @ 2.30GHz
- 2 x 64GB Memory
- 2 x 600GB SATA HDD
- 1 x 2-port 10G Ethernet
- 1 x 3-port 1G Ethernet

[1] **Database Server**

1 x UNIWISE RE2212


- 2 x Intel(R) Xeon(R) Platinum 8468
- 16 x 64GB (1024GB) Memory (Samsung DDR5)
- 2 x 480GB SSD(SAMSUNG MZ7WD480HAGM U.2 480GB)
- 4 x 1.92TB NVMe SSD(FADU Delta U.2 1.92TB)
- 2 x 3.84TB NVMe SSD(Micron\_9300\_MTFDHAL3T2TDR)
- 2 x BROADCOM BCM57840 NDC 10GBE 2 PORT NETWORK
- 1 x 4-port 1G Ethernet

System Components	DB Server		WAS Server	
	Quantity	Description	Quantity	Description
Processors/Cores/Threads	2/96/192	Intel(R) Xeon(R) Platinum 8468	2/36/72	Intel(R) Xeon(R) Gold 6140 @ 2.30GHz
Memory	16	64GB	2	64GB
Storage Device	2	480GB SATA SSD	2	600GB SATA HDD
	4	1.92TB NVMe SSD		
	2	3.84TB NVMe SSD		

	<b>Goldilocks v3.1 Standard Edition on UNIWIDE RE2212</b>			<b>TPC-C Version 5.11.0 TPC Pricing 2.9.0</b>		
				<b>Report Date 15-Jul-2025</b>		
				<b>Available Now</b>		
Description	Part Number	Source	Unit Price	Qty	Price	3-Yr. Maint. Price
<b><u>Server Hardware</u></b>						
<b>DB Server – UNIWIDE(RE2212)</b>	RE2212	1	<b>113,559,000</b>	<b>1</b>	<b>249,905,000</b>	
RE2212(1G*4,1600W(1+1),NO RAID,NO GPU supportable)3.5x12	SVR-UNI-RE2212-0011	1	26,438,000	1	26,438,000	
Intel Xeon Platinum 8468 48C/96T 2.1GHz 105M 350W	CPU-ING4-0390	1	65,738,000	2	131,476,000	
64GB DDR5-4800 R ECC	MEM-D5R48-RP-0030	1	2,838,000	16	45,408,000	
SSD SATA 480GB 2.5 인치 U.2	-	1	850,000	2	1,700,000	
SSD NVMe PCIe5.0 1.92TB 2.5 인치 U.2	SSD-NVHE-SA-0080	1	5,625,000	4	22,500,000	
SSD NVMe PCIe5.0 3.84TB 2.5 인치 U.2	SSD-NVHE-SA-0090	1	10,313,000	2	20,626,000	
CARD LAN 10G 4port UTP	LAN-10G2PR-RP-0010	1	1,757,000	1	1,757,000	
3year, 24x7x4hr Onsite Support Service 1	Maintenance	1	18,270,000	1	-	<b>18,270,000</b>
<b>WAS Servers (per server) - KR580S1(KM-H620)</b>	DT-S170G1IV0	2	18,500,000	<b>1</b>	<b>18,500,000</b>	
Intel Xeon Scalable Gold 6140 (2.30GHz, 18core)	CPU	2	(included)	2		
64GB DDR4 ECC RDIMM Memory	Memory	2	(included)	2		
600GB SAS 12Gb/s 10K RPM (128MB)	HDD	2	(included)	1		
3year, 24x7x4hr Onsite Support Service 1	Maintenance	2	(included)	1		
<b>Server Hardware Sub Total</b>					<b>268,405,000</b>	<b>18,270,000</b>
<b><u>Client/Server Software</u></b>						
Red Hat Enterprise Linux Server Standard 3yrs	RH00004	3	6,223,800	2	12,447,600	
RHEL Server Standard Maintenance - 3yrs 24x7x4hrs	RP-CPS(OS)	3	8,000,000	2		16,000,000
Red Hat JBoss Web Server 18-Core Standard 3Year	MW0232248	4	13,335,300	2	26,670,600	
JBoss Web Server per 4Core 3Year Maintenance	RP-CPS(WAS)	4	12,000,000	9		108,000,000
Goldilocks v3.1 Standard Edition	-	4	384,000,000	1	384,000,000	
Goldilocks v3.1 Standard Edition Technical Supports	-	4	192,000,000	3		576,000,000
<b>Software Sub Total</b>					<b>423,118,200</b>	<b>700,000,000</b>
<b><u>Other Hardware</u></b>						
Network switch, DASAN Networks, (CN)D2224GP, 24port POE	24567061	5	1,295,000	3	3,885,000	
<b>Other Hardware Sub Total</b>					<b>3,885,000</b>	



<b><u>Discounts*</u></b>							
DB Server Discount						-199,915,000	0
Red Hat OS Discount						-4,447,600	-10,000,000
Red Hat JBoss Discount						-10,920,600	-27,000,000
SW Discount - Goldilocks						-268,800,000	-518,400,000
<b>Discounts Sub Total</b>						<b>-484,083,200</b>	<b>-555,400,000</b>
<b>Total</b>						<b>211,325,000</b>	<b>162,870,000</b>
<b><u>Pricing Notes</u></b> 1) UNIWIDE Inc. 2) KTNF Inc. 3) Rockplace Inc.		<b>Three year cost of ownership KRW(₩):</b> <b>374 ,195,000</b>  <b>TPC-C throughput: 101,562 tpmC</b>  <b>Price/Performance: 3,685 ₩ / tpmC</b>					
4) Sunjesoft Inc. 5) UbiQuoss Inc.							
All of the prices are based on South Korea's currency, KRW (₩, Korean Won) and excluded VAT. * All discounts are based on Korea list prices and for similar quantities and configurations. Discounts for similarly sized configurations will be similar to those quoted here, but may vary based on the components in the configuration.							
<b>Benchmark implementation and results independantly audited by Doug Johnson of InfoSizing (www.sizing.com)</b>							
<i>Prices used in TPC benchmarks reflect the actual prices a customer would pay for a one-time purchase of the stated components. Individually negotiated discounts are not permitted. Special prices based on assumptions about past or future purchases are not permitted. All discounts reflect standard pricing policies for the listed components. For complete details, see the pricing sections of the TPC benchmark pricing specifications. If you find that the stated prices are not available according to these terms, please inform the TPC at pricing@tpc.org. Thank you.</i>							

	Goldilocks v3.1 Standard Edition on UNIWIDE RE2212			TPC-C Version 5.11.0 TPC Pricing 2.9.0
				Report Date 15-Jul-2025
				Available Now
MQTh, computed Maximum Qualified Throughput		101,562 tpmC		
Response Times (seconds)	Min	Average	90 <sup>th</sup>	Max
New-Order	0.102	0.105	0.105	20.855
Payment	0.102	0.104	0.104	18.687
Order-Status	0.102	0.104	0.104	4.555
Delivery (interactive portion)	0.101	0.101	0.101	0.198
Delivery (deferred portion)	0.001	0.025	0.012	24.286
Stock-Level	0.102	0.105	0.107	20.888
Menu	0.101	0.102	0.102	0.319
Emulated Display Delay: 0.1 sec.				
Transaction Mix	Percent	Number		
New-Order	44.980%	42,656,350		
Payment	43.011%	40,789,344		
Order-Status	4.002%	3,795,584		
Delivery	4.003%	3,796,400		
Stock-Level	4.003%	3,796,408		
Keying Times (seconds)	Min	Average	Max	
New-Order	18.001	18.001	18.002	
Payment	3.001	3.001	3.002	
Order-Status	2.001	2.001	2.002	
Delivery	2.001	2.001	2.002	
Stock-Level	2.001	2.001	2.002	
Think Times (seconds)	Min	Average	Max	
New-Order	0.001	12.044	120.501	
Payment	0.001	12.041	120.501	
Order-Status	0.001	10.050	100.501	
Delivery	0.001	5.031	50.301	
Stock-Level	0.001	5.025	50.301	
Test Duration				
Ramp-up time	65 min			
Measurement Interval (MI)	420 min			
Checkpoints in MI	14			
Checkpoint Interval (Average / Max)	28:18 min / 28:20 min			
Number of Transactions in MI (all types)	94,834,086			

# General Items

## 0.1 Application Code and Definition Statements

*The application program (as defined in clause 2.1.7) must be disclosed. This includes, but is not limited to, the code implementing the five transactions and the terminal input output functions.*

Appendix A contains the application source code for the transactions.

## 0.2 Benchmark Sponsor

*A statement identifying the benchmark sponsor(s) and other participating companies must be provided.*

This benchmark was sponsored by TTA, Telecommunications Technology Association. The implementation was developed and engineered in partnership with SUNJESoft Inc. and UNIWide Inc.

## 0.3 Parameter Settings

*Settings must be provided for all customer-tunable parameters and options which have been changed from the defaults found in actual products, including by not limited to:*

- *Database options*
- *Recover/commit options*
- *Consistency locking options*
- *Operating system and application configuration parameters*

*This requirement can be satisfied by providing a full list of all parameters.*

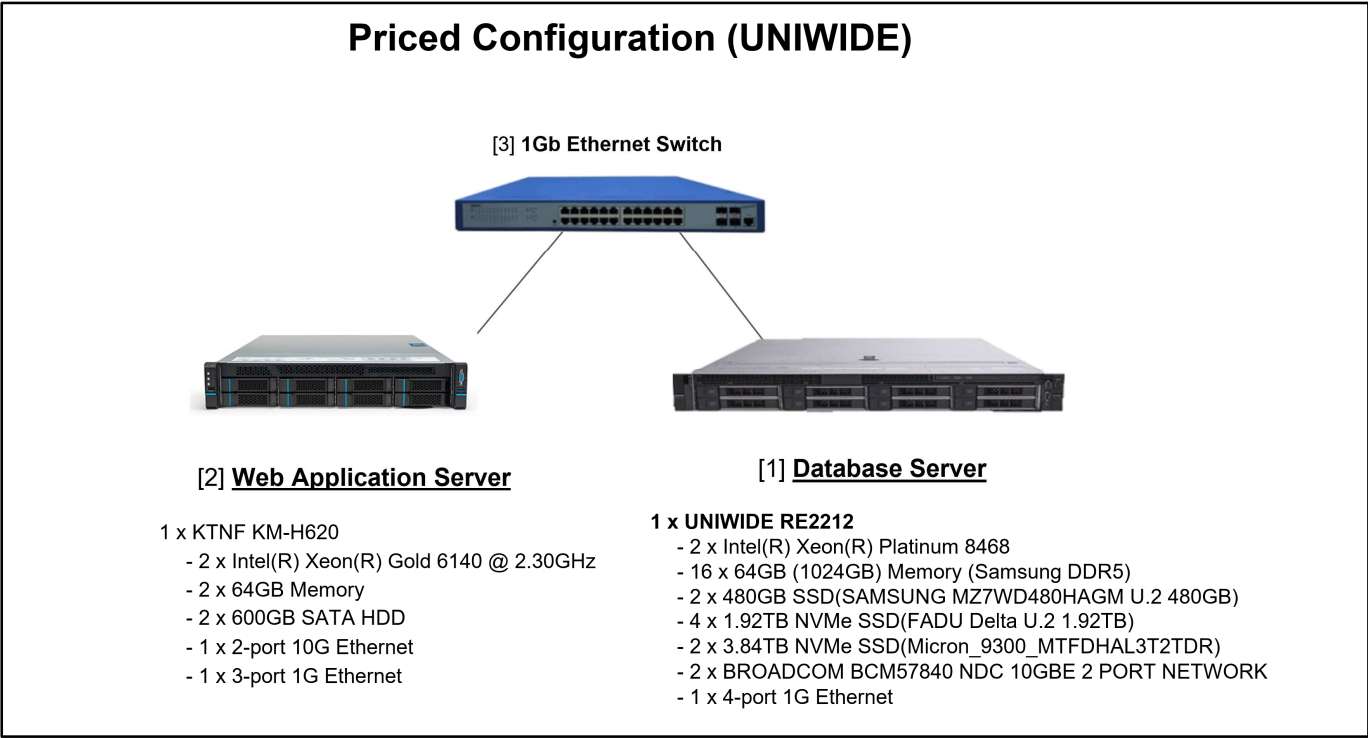
Appendix B contains the tunable parameters for the database, the operating system, and the transaction monitor.

0.4 Configuration Diagrams

Diagrams of both measured and priced configurations must be provided, accompanied by a description of the differences.

The configuration diagram for both the tested and priced system is depicted in Figure 0.1. There was no difference between the priced and tested configurations except the 2 extra disks(nvme0n1 and nvme4n1). They are installed in the system but are not mounted at all and were not used in testing, so they are not included in the priced configuration.

Figure 0.1: Benchmarked and Priced Configuration



# Clause 1: Logical Database Design

## 1.1 Table Definitions

*Listing must be provided for all table definition statements and all other statements used to set up the database.*

Appendix A contains the code used to define and load the database tables.

## 1.2 Physical Organization of Database

*The physical organization of tables and indices within the database must be disclosed.*

The physical organization of the database is shown in Table 1.2.

**Table 1.2: Physical Organization of the Database**

Controller	Array	RAID Array	Drives	Content
SATA	Internal	RAID 1	2 x SATA 480GB HDD	OS
NVMe SSD	Internal	RAID 1 (s/w raid)	4 x 1.92TB NVMe SSD	Database files
NVMe SSD	Internal	RAID 1 (s/w raid)	2 x 2.73TB NVMe SSD	Redo Logs

## 1.3 Insert and Delete Operations

*It must be ascertained that insert and/or delete operations to any of the tables can occur concurrently with the TPC-C transaction mix. Furthermore, any restrictions in the SUT database implementation that precludes inserts beyond the limits defined in Clause 1.4.11 must be disclosed. This includes the maximum number of rows that can be inserted and the minimum key value for these new rows.*

All insert and delete functions were verified to be fully operational during the entire benchmark.

## 1.4 Horizontal or Vertical Partitioning

*While there are a few restrictions placed upon horizontal or vertical partitioning of tables and rows in the TPC-C benchmark, any such partitioning must be disclosed.*

No horizontal or vertical partitioning was used in this benchmark.

## 1.5 Replication or Duplication

*Replication of tables, if used, must be disclosed. Additional and/or duplicated attributes in any table must be disclosed along with a statement on the impact on performance.*

No replications, duplications or additional attributes were used in this benchmark.

# Clause 2: Transaction and Terminal Profiles

## 2.1 Random Number Generation

*The method of verification for the random number generation must be described.*

Random numbers were generated using 'SysVr4 rand\_r()' call. The seed value for 'rand\_r()' was collected and reviewed by the auditor.

## 2.2 Input/Output Screens

*The actual layout of the terminal input/output screens must be disclosed.*

All screen layouts were verified by the auditor to validate that they followed the requirements of the specifications.

## 2.3 Priced Terminal Feature

*The method used to verify that the emulated terminals provide all the features described in Clause 2.2.2.4 must be explained. Although not specifically priced, the type and model of the terminals used for the demonstration in 8.1.3.3 must be disclosed and commercially available (including supporting software and maintenance).*

The terminal attributes were manually verified by the auditor by verifying that each required feature was implemented.

## 2.4 Presentation Managers

*Any usage of presentation managers or intelligent terminals must be explained.*

Application code running on the client systems implemented the TPC-C user interface. No presentation manager software or intelligent terminal features were used. The source code for the user interface is listed in Appendix A.

## 2.5 Transaction Statistics

Table 2.1 lists the transaction statistics defined in Clauses 8.1.3.5 to 8.1.3.11 and observed during the Measurement Interval.

**Table 2.1: Transaction Statistics**

Statistic		Value
New Order	Home warehouse order lines	99.001%
	Remote warehouse order lines	0.999%
	Rolled back transactions	1.000%
	Average items per order	9.999
Payment	Home warehouse	85.001%
	Remote warehouse	14.999%
	Accessed by last name	59.999%
Order Status	Accessed by last name	59.971%
Delivery	Skipped transactions	0
Transaction Mix	New Order	44.980%
	Payment	43.011%
	Order status	4.002%
	Delivery	4.003%
	Stock level	4.003%

## 2.6 Queuing Mechanism

*The queuing mechanism used to defer the execution of the Delivery transaction must be disclosed.*

The queuing mechanism was implemented using 'BlockingQueue' provided by Java.

# Clause 3: Transaction and System Properties

*The results of the ACID tests must be disclosed along with a description of how the ACID requirements were met. This includes disclosing which case was followed for the execution of Isolation Test 7.*

All ACID property tests were conducted according to the specification.

## 3.1 Atomicity

*The system under test must guarantee that the database transactions are atomic; the system will either perform all individual operations on the data or will assure that no partially completed operations leave any effects on the data.*

### 3.1.1 Atomicity of Completed Transactions

*Perform the Payment transaction for a randomly selected warehouse, district, and customer (by customer number) and verify that the records in the CUSTOMER, DISTRICT, and WAREHOUSE tables have been changed appropriately.*

A row was randomly selected from the CUSTOMER, DISTRICT, and WAREHOUSE tables, and the balances noted. A payment transaction was started with the same Customer, District, and Warehouse identifiers and a known amount. The payment transaction was committed and the rows were verified to contain correctly updated balances.

### 3.1.2 Atomicity of Aborted Transactions

*Perform the Payment transaction for a randomly selected warehouse, district, and customer (by customer number) and substitute a ROLLBACK of the transaction for the COMMIT of the transaction. Verify that the records in the CUSTOMER, DISTRICT, and WAREHOUSE tables have NOT been changed.*

A row was randomly selected from the CUSTOMER, DISTRICT, and WAREHOUSE tables, and the balances noted. A payment transaction was started with the same Customer, District, and Warehouse identifiers and a known amount. The payment transaction was rolled back and the rows were verified to contain the original balances.

## 3.2 Consistency

*Consistency is the property of the application that requires any execution of a data base transaction to take the database from one consistent state to another, assuming that the data base is initially in a consistent state.*

*Verify that the data base is initially consistent by verifying that it meets the consistency conditions defined in Clauses 3.3.2.1 to 3.3.2.4. Describe the steps used to do this in sufficient detail so that the steps are independently repeatable.*

The specification defines 12 consistency conditions, of which Consistency conditions 1 through 4 were demonstrated as follows:

1. The sum of balances (d\_ytd) for all Districts within a specific Warehouse is equal to the balance (w\_ytd) of that Warehouse.
2. For each District within a Warehouse, the next available Order ID (d\_next\_o\_id) minus one is equal to the most recent Order ID [max(o\_id)] for the ORDER table associated with the preceding District and Warehouse. Additionally, that same relationship exists for the most recent Order ID [max(o\_id)] for the NEW-ORDER table associated with the same District and Warehouse. Those relationships can be illustrated as:  
$$d\_next\_o\_id - 1 = max(o\_id) = max(no\_o\_id)$$
$$where (d\_w\_id = o\_w\_id = no\_w\_id) and (d\_id = o\_d\_id = no\_d\_id)$$



3. For each District within a Warehouse, the value of the most recent Order ID [ $\max(\text{no\_o\_id})$ ] minus the first Order ID [ $\min(\text{no\_o\_id})$ ] plus one, for the NEW-ORDER table associated with the District and Warehouse, equals the number of rows in that NEW-ORDER table.

That relationship can be illustrated as:

$$\max(\text{no\_o\_id}) - \min(\text{no\_o\_id}) + 1 = \text{rows in NEW-ORDER} \\ \text{where } (\text{o\_w\_id} = \text{no\_w\_id}) \text{ and } (\text{o\_d\_id} = \text{no\_d\_id})$$

4. For each District within a Warehouse, the sum of Order-Line counts [ $\sum(\text{o\_ol\_cnt})$ ] for the Orders associated with the District equals the number of rows in the ORDER-LINE table associated with the same District.

That relationship can be illustrated as:

$$\sum(\text{o\_ol\_cnt}) = \text{rows in the ORDER-LINE table for the Warehouse and District}$$

To test consistency, the following steps were executed:

1. The consistency conditions 1 through 4 were tested by running queries against the database. All queries showed that the database was in a consistent state.
2. An RTE run was executed at full load for a duration sufficient to include at least one completed checkpoint.
3. The consistency conditions 1 through 4 were tested again. All queries showed that the database was still in a consistent state.

### 3.3 Isolation

*Sufficient conditions must be enabled at either the system or application level to ensure the required isolation defined above (clause 3.4.1) is obtained.*

The benchmark specification defines nine tests to demonstrate the property of transaction isolation. The tests, described in Clauses 3.4.2.1 – 3.4.2.9, were all successfully executed using a series of scripts. Each included timestamps to demonstrate the concurrency of operations. The results of the queries were logged. The captured logs were verified to demonstrate the required isolation had been met.

#### Isolation Test 1

*This test demonstrates isolation for read-write conflicts of Order-Status and New-Order transactions when the New-Order transaction is committed.*

The test proceeds as follows:

1. An Order-Status transaction T0 was executed and committed for a randomly selected Customer, and the Order returned was noted.
2. A New-Order transaction T1 was started for the same Customer used in T0. T1 was stopped prior to COMMIT.
3. An Order-Status transaction T2 was started for the same Customer used in T1. T2 completed and was committed without being blocked by T1. T2 returned the same Order that T0 had returned.
4. T1 was allowed to complete and was committed.
5. An Order-Status transaction T3 was started for the same Customer used in T1. T3 returned the Order inserted by T1.

## Isolation Test 2

*This test demonstrates isolation for read-write conflicts of Order-Status and New-Order transactions when the New-Order transaction is rolled back.*

The test proceeds as follows:

1. An Order-Status transaction T0 was executed and committed for a randomly selected Customer and the Order returned was noted.
2. A New-Order transaction T1 with an invalid item number was started for the same Customer used in T0. T1 was stopped immediately prior to ROLLBACK.
3. An Order-Status transaction T2 was started for the same Customer used in T1. T2 completed and was committed without being blocked by T1. T2 returned the same Order that T0 had returned.
4. T1 was allowed to ROLLBACK.
5. An Order-Status transaction T3 was started for the same Customer used in T1. T3 returned the same Order that T0 had returned.

## Isolation Test 3

*This test demonstrates isolation for write-write conflicts of two New-Order transactions when both transactions are committed.*

The test proceeds as follows:

1. The D\_NEXT\_O\_ID of a randomly selected district was retrieved.
2. A New-Order transaction T1 was started for a randomly selected customer within the District used in step 1. T1 was stopped immediately prior to COMMIT.
3. Another New-Order transaction T2 was started for the same customer used in T1. T2 waited.
4. T1 was allowed to complete. T2 completed and was committed.
5. The order number returned by T1 was the same as the D\_NEXT\_O\_ID retrieved in step 1. The order number returned by T2 was one greater than the order number returned by T1.
6. The D\_NEXT\_O\_ID of the same District was retrieved again. It had been incremented by two (i.e. it was one greater than the order number returned by T2).

## Isolation Test 4

*This test demonstrates isolation for write-write conflicts of two New-Order transactions when one transaction is rolled back.*

The test proceeds as follows:

1. The D\_NEXT\_O\_ID of a randomly selected District was retrieved.
2. A New-Order transaction T1, with an invalid item number, was started for a randomly selected customer within the district used in step 1. T1 was stopped immediately prior to ROLLBACK.
3. Another New-Order transaction T2 was started for the same customer used in T1. T2 waited.
4. T1 was allowed to roll back, and T2 completed and was committed.
5. The order number returned by T2 was the same as the D\_NEXT\_O\_ID retrieved in step 1.
6. The D\_NEXT\_O\_ID of the same District was retrieved again. It had been incremented by one (i.e. one greater than the order number returned by T2).

## Isolation Test 5

*This test demonstrates isolation for write-write conflicts of Payment and Delivery transactions when Delivery transaction is committed.*

The test proceeds as follows:

1. A query was executed to find out the Customer who is to be updated by the next Delivery transaction for a randomly selected Warehouse and District.
2. The C\_BALANCE of the Customer found in step 1 was retrieved.
3. A Delivery transaction T1 was started for the same Warehouse used in step 1. T1 was stopped immediately prior to COMMIT.
4. A Payment transaction T2 was started for the same Customer found in step 1. T2 waited.
5. T1 was allowed to complete. T2 completed and was committed.
6. The C\_BALANCE of the Customer found in step 1 was retrieved again. The C\_BALANCE reflected the results of both T1 and T2.

## Isolation Test 6

*This test demonstrates isolation for write-write conflicts of Payment and Delivery transactions when the Delivery transaction is rolled back.*

The test proceeds as follows:

1. A query was executed to find out the Customer who is to be updated by the next delivery transaction for a randomly selected Warehouse and District.
2. The C\_BALANCE of the Customer found in step 1 was retrieved.
3. A Delivery transaction T1 was started for the same Warehouse used in step 1. T1 was stopped immediately prior to COMMIT.
4. A Payment transaction T2 was started for the same customer found in step 1. T2 waited.
5. T1 was forced to execute a ROLLBACK. T2 completed and was committed. The C\_BALANCE of the Customer found in step 1 was retrieved again. The C\_BALANCE reflected the results of only T2.

## Isolation Test 7

*This test demonstrates repeatable reads for the New-Order transaction while an interactive transaction updates the prices of some items.*

The test proceeds as follows:

1. The I\_PRICE of two randomly selected items X and Y were retrieved.
2. A New-Order transaction T1 with a group of Items including Items X and Y was started. T1 was stopped immediately after retrieving the prices of all items. The prices of Items X and Y retrieved matched those retrieved in step 1.
3. A transaction T2 was started to increase the price of Items X and Y by 10%.
4. T2 did not stall and was committed.

5. T1 was resumed, and the prices of all Items were retrieved again within T1. The prices of Items X and Y matched those retrieved in step 1.
6. T1 was committed.
7. The prices of Items X and Y were retrieved again. The values matched the values set by T2.

The Execution followed Case D, where T3 does not stall and no transaction is rolled back. Query T4 verifies the price change made by T3.

## Isolation Test 8

*This test demonstrates isolation for phantom protection between New-Order and Delivery transactions.*

The test proceeds as follows:

1. The NO\_D\_ID of all NEW\_ORDER rows for a randomly selected Warehouse and District was changed to 11. The changes were committed.
2. A Delivery transaction T1 was started for the selected Warehouse.
3. T1 was stopped immediately after reading the NEW\_ORDER table for the selected Warehouse and District. No qualifying row was found.
4. A New-Order transaction T2 was started for the same Warehouse and District. T2 completed and was committed without being blocked by T1.
5. T1 was resumed and the NEW\_ORDER table was read again. No qualifying row was found.
6. T1 completed and was committed.
7. The NO\_D\_ID of all NEW\_ORDER rows for the selected Warehouse and District was restored to the original value. The changes were committed.

## Isolation Test 9

*This test demonstrates isolation for phantom protection between New-Order and Order-Status transactions.*

The test proceeds as follows:

1. An Order-Status transaction T1 was started for a randomly selected Customer.
2. T1 was stopped immediately after reading the ORDER table for the selected Customer to find the most recent Order for that Customer.
3. A New-Order transaction T2 was started for the same Customer. T2 completed and was committed without being blocked by T1.
4. T1 was resumed and the ORDER table was read again to determine the most recent Order for the same Customer. The Order found was the same as the one found in step 2.
5. T1 completed and was committed.

## 3.4 Durability

*The tested system must guarantee durability: the ability to preserve the effects of committed transactions and ensure data base consistency after recovery from any one of the failures listed in Clause 3.5.3*

- *Permanent irrecoverable failure of any single durable medium containing TPC-C database tables or recovery log data (this test includes failure of all or part of memory)*
- *Instantaneous interruption (system crash/system hang) in processing that requires system reboot to recover*
- *Failure of all or part of memory (loss of contents)*

### 3.4.1 Durable Media Failure

#### 3.4.1.1 Loss of Log Media and Data Media

This test was conducted on a fully scaled database. To demonstrate recovery from a permanent failure of durable medium containing TPC-C Log Media and Data Media, the following steps were executed:

1. The total number of Orders is determined by the sum of D\_NEXT\_O\_ID of all rows in the DISTRICT table; giving count-1.
2. The consistency is verified.
3. The RTE is started with full user load.
4. The test is allowed to run for a minimum of 5 minutes after ramp-up.
5. A first checkpoint is initiated and completed.
6. The test is allowed to run for a minimum of 2 more minutes.
7. A second checkpoint is initiated.
8. Before the second checkpoint completes, one data disk is disabled by removing it physically. Since the data disks are configured with redundancy, the transactions continued to run without interruption.
9. The test is allowed to run until the completion of the second checkpoint and for at least 5 minutes
10. A third checkpoint is initiated.
11. Before the third checkpoint completes, one log device is disabled by removing it physically. Since the log devices are configured with redundancy, the transactions continued to run without interruption.
12. The test is allowed to run until the fourth checkpoint has completed, but no less than 5 more minutes.
13. The RTE run is completed.
14. The consistency is verified.
15. Step 1 is repeated, giving count-2.
16. The RTE result file is used to determine the number of New-Order transactions successfully completed during the full run.
17. The difference between the count-1 and count-2 is compared with the number of New-Order transactions successfully completed during the full run. The difference indicated that no committed transactions had been lost.
18. Data from the success file is used to query the database to demonstrate that the last 500 successful New-Orders have corresponding rows in the ORDER table.

### 3.4.2 Instantaneous Interruption, Loss of Memory

As the loss of power erases the contents of memory, the instantaneous interruption and the loss of memory tests were combined into a single test. This test was executed on a fully scaled database. The following steps were executed:

1. The total number of Orders is determined by the sum of D\_NEXT\_O\_ID of all rows in the DISTRICT table; giving count-1.
2. The consistency is verified.
3. The RTE is started with full user load.
4. The test is allowed to run for a minimum of 5 minutes at full load (after ramp-up).
5. A first checkpoint is initiated and completed.
6. The test is allowed to run for a minimum of 2 more minutes.
7. A second checkpoint is initiated.
8. Before the second checkpoint completes, the primary power to the back-end server is shut off (removing both power cords).
9. The RTE is shutdown.
10. Power is restored to the database server and the system performs an automatic recovery.
11. GOLDILOCKS is restarted and performs an automatic recovery.
12. Step 1 is repeated, giving count-2.
13. The consistency is verified.
14. The RTE result file is used to determine the number of New-Order transactions successfully completed during the full run.
15. The difference between the count-1 and count-2 is compared with the number of New-Order transactions successfully completed during the full run. The difference indicated that all committed transactions had been successfully recovered.
16. Data from the success file is used to query the database to demonstrate that the last 500 successful New-Orders have corresponding rows in the ORDER table.

# Clause 4: Scaling and Database Population

## 4.1 Cardinality of Tables

*The cardinality (e.g. number of rows) of each table, as it existed at the start of the benchmark run, must be disclosed. If the database was over-scaled and inactive rows of the WAREHOUSE table were deleted, the cardinality of the WAREHOUSE table as initially configured and the number of rows*

Table 4.1 shows that number of rows for each table as they were initially populated.

**Table 4.1: Number of Rows for Server**

Table	Cardinality
Warehouse	8,000
District	80,000
Customer	240,000,000
Order	240,000,000
New-Order	72,000,000
Order-Line	2,399,504,111
Item	100,000
Stock	800,000,000
History	240,000,000
Unused Warehouses	0

## 4.2 Database Implementation

*A statement must be provided that describes: The data model implemented by DBMS used (e.g. relational, network, hierarchical). The database interfaces (e.g. embedded, call level) and access language (e.g. SQL, DL/1, COBOL read/write used to implement the TPC-C transaction. If more than one interface/access language is used to implement TPC-C, each interface/access language must be described and a list of which interface/access language is used with which transaction type must be disclosed.*

Goldilocks v3.1 is an in-memory DBMS, implementing the relational model.

The transactions are implemented in SQL via JDBC calls to the database engine.

All application code and procedures are listed in Appendix A.

### 4.3 Distribution of Database Files

*The distribution of tables and logs across all media must be explicitly depicted for tested and priced systems.*

The database files are stored on a set of four 1.6TB disks configured as RAID1(2+2). The database log files are stored on four 1.6TB disks configured as RAID1(2+2).

**Table 4.3: Database file locations**

Name	Location	Description
system_XXX.dbf	/data1/db/db1	System tables and dictionary
tpcc_data_XX.dbf	/data1/db/db1 /data1/db/db2 /data1/db/db3 /data1/db/db4 /data1/db/db5 /data2/db/db1 /data2/db/db2 /data2/db/db3 /data2/db/db4 /data2/db/db5	Database data files
redo_X_X.log	/wal	Database log files

The distribution of tables and logs across storage media is shown in Table 1.2.



## 4.4 60-Day Space

Details of the 60-day space computations along with proof that the database is configured to sustain 8 hours of growth for the dynamic tables (Order, Order-Line, and History) must be disclosed.

A test run of over 8 hours was executed to demonstrate that the configuration is capable of sustaining 8 hours of growth at the reported throughput. The computation of the 60-day storage requirements is shown in Table 4.4.

Table 4.4: 60-Day Space Calculations

Base Unit (KBytes)	1
tpmC	101,562.738

Table	Rows	Data	Index	Initial Population	5% Growth	8-Hour Growth	Required Runtime Space
WAREHOUSE	8,000	64,496	216	64,712	3,236	0	67,948
DISTRICT	80,000	10,160	2,448	12,608	630	0	13,238
CUSTOMER	240,000,000	154,376,712	19,612,000	173,988,712	8,699,436	0	182,688,148
NEW_ORDER	72,000,000	4,552,528	2,532,848	7,085,376	354,269	0	7,439,645
ITEM	100,000	10,808	2,736	13,544	677	0	14,221
STOCK	800,000,000	294,613,200	26,046,184	320,659,384	16,032,969	0	336,692,353
HISTORY	240,000,000	19,734,744	0	19,734,744	0	4,008,629	23,743,373
ORDERS	240,000,000	15,294,032	18,067,792	33,361,824	0	3,106,608	36,468,432
ORDER_LINE	2,399,504,111	224,940,088	93,570,720	318,510,808	0	45,691,062	364,201,870
Total		713,596,768	159,834,944	873,431,712	25,091,217	52,806,299	951,329,228

60-Day Requirements	
Dynamic-Space	259,968,864
Free-Space	1,332,536
Static-Space	613,462,848
Daily-Growth	52,806,299
Daily-Spread	0
60-Day Space	3,781,840,803

Memory Requirements	
Final Allocation	967,949,112
Non-Growing 5%	25,091,217
1-Day Memory	993,040,329

Storage Requirements	
Total Disk Space	5,930,730,240
Log space used	141,557,760
60-Day Space	3,781,840,803
Remaining Space	2,007,331,677

# Clause 5: Performance Metrics

## 5.1 TPC Benchmark C Metrics

The TPC-C Metrics are reported in the front of this report as part of the executive summary.

## 5.2 Response Times

*Ninetieth percentile, maximum and average response times must be reported for all transaction types as well as for the menu response time.*

During the performance run transactions are submitted by the RTE in accordance with the required mix, Keying Times and Think Times of the benchmark Specification. Transactions are submitted by emulated users via HTTP. All timings are recorded by the RTE. The response time is measured from the submission of the transaction until the last byte of response is received by the RTE.

The details of the response times are reported in the front of this report as part of the Executive Summary.

## 5.3 Keying and Think Times

*The minimum, the average, and the maximum keying and think times must be reported for each transaction type.*

The details of the keying and think times are reported in the front of this report as part of the Executive Summary.

## 5.4 Distribution and Performance Curves

### 5.4.1 Response Time frequency distribution curves

*Response Time frequency distribution curves must be reported for each transaction type.*

Figure 5.4.1.1 shows the Response Time frequency distribution curves for the New-Order transaction.

Figure 5.4.1.2 shows the Response Time frequency distribution curves for the Payment transaction.

Figure 5.4.1.3 shows the Response Time frequency distribution curves for the Order-Status transaction.

Figure 5.4.1.4 shows the Response Time frequency distribution curves for the interactive portion of the Delivery transaction.

Figure 5.4.1.5 shows the Response Time frequency distribution curves for the Stock-Level transaction.

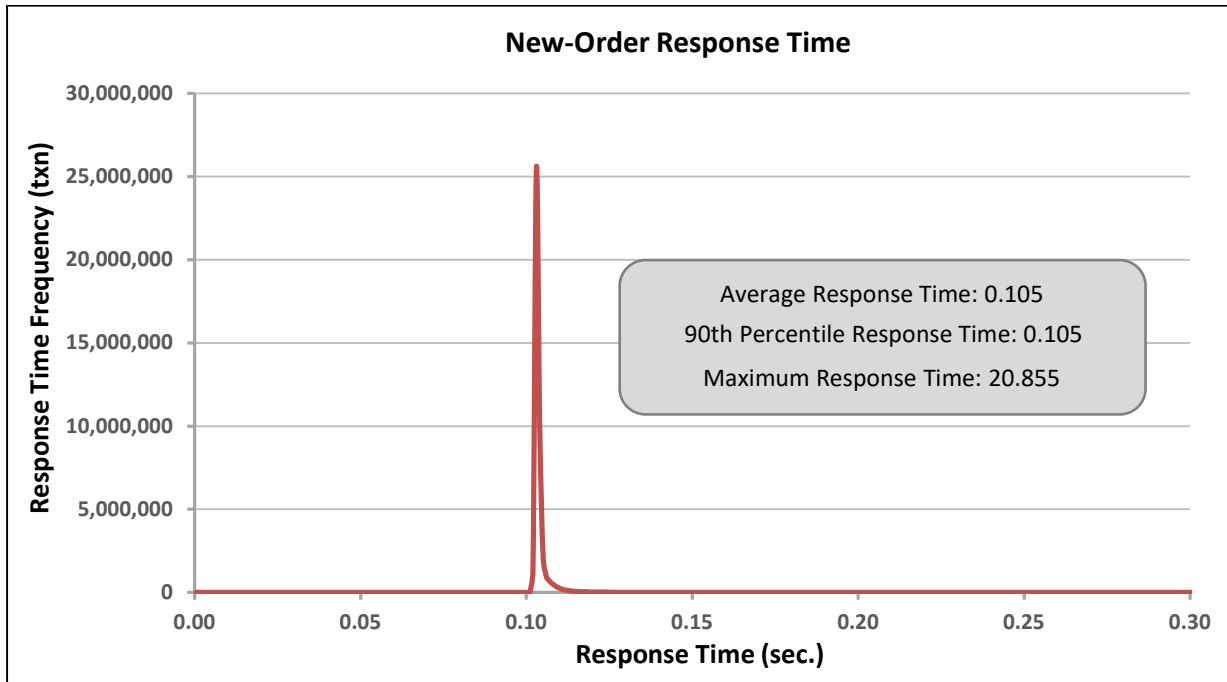


Figure 5.4.1.1: New-Order RT Frequency Distribution

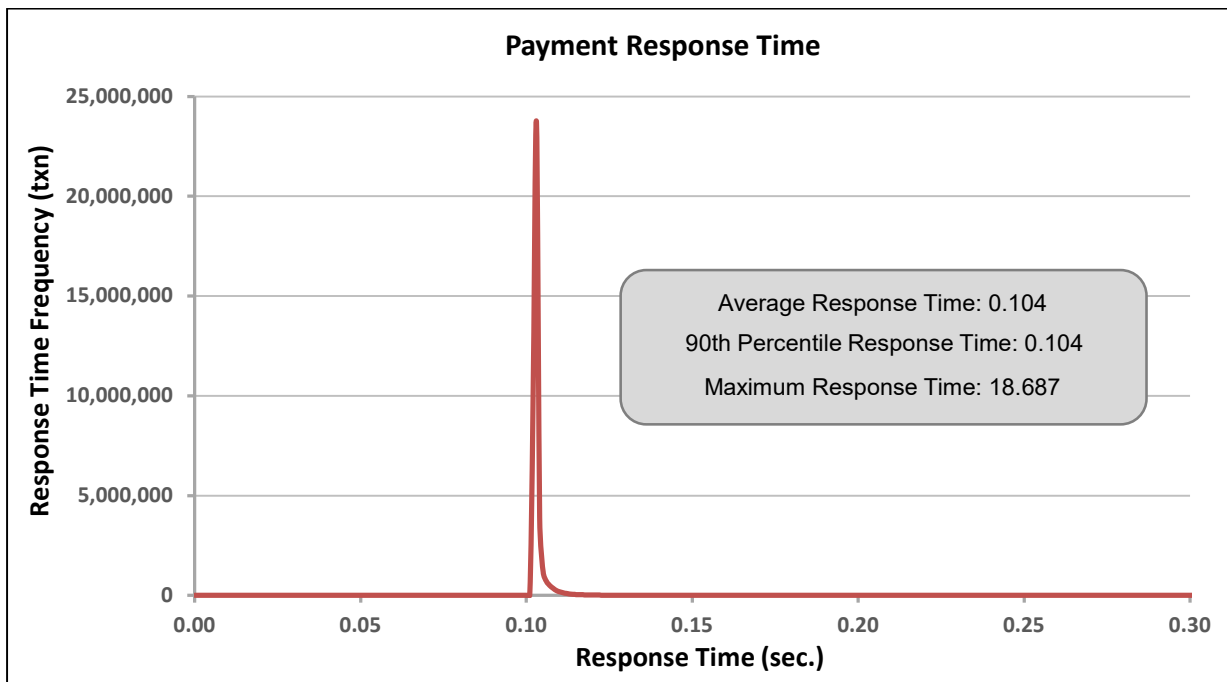
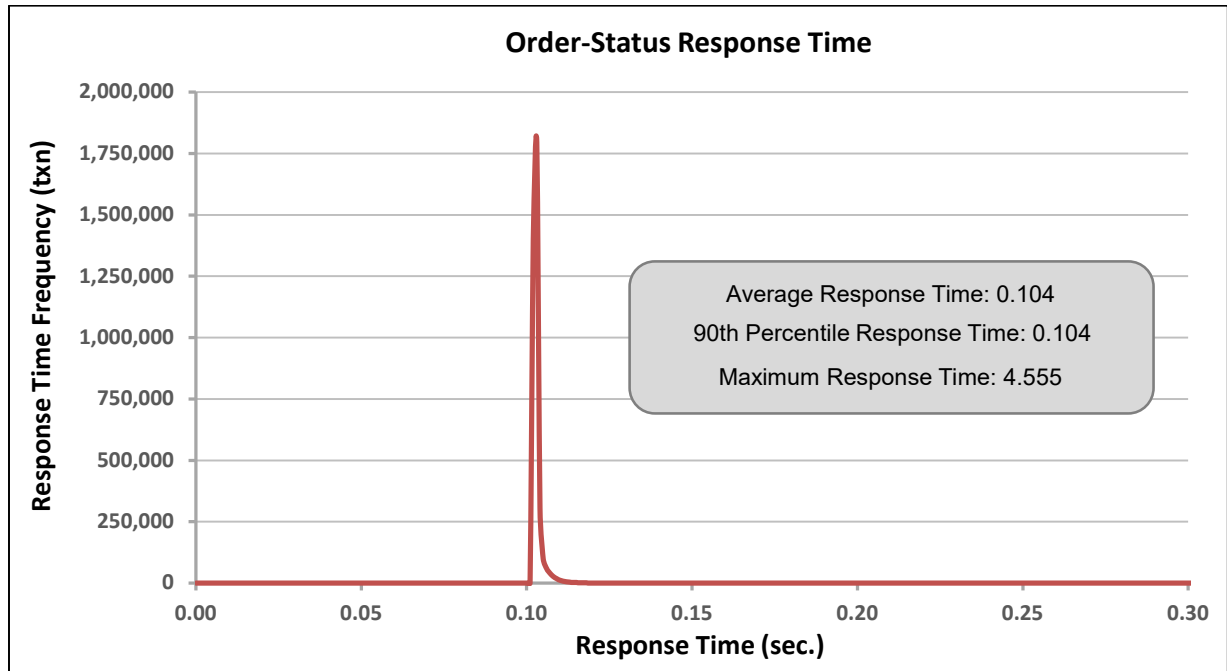
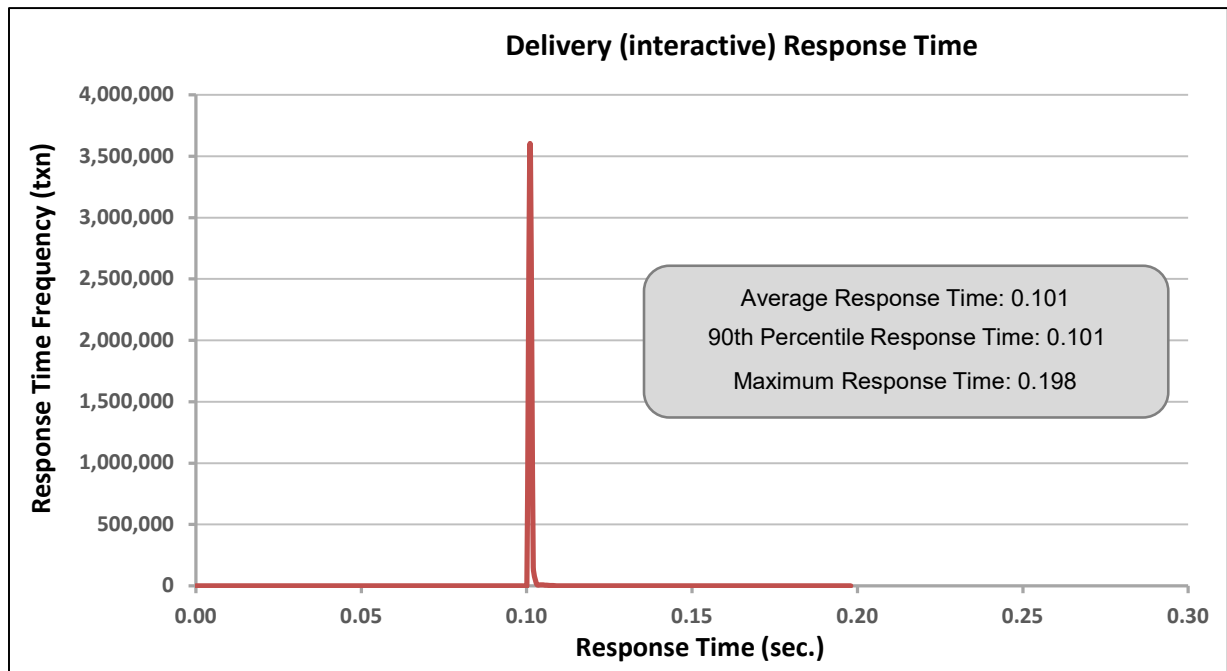


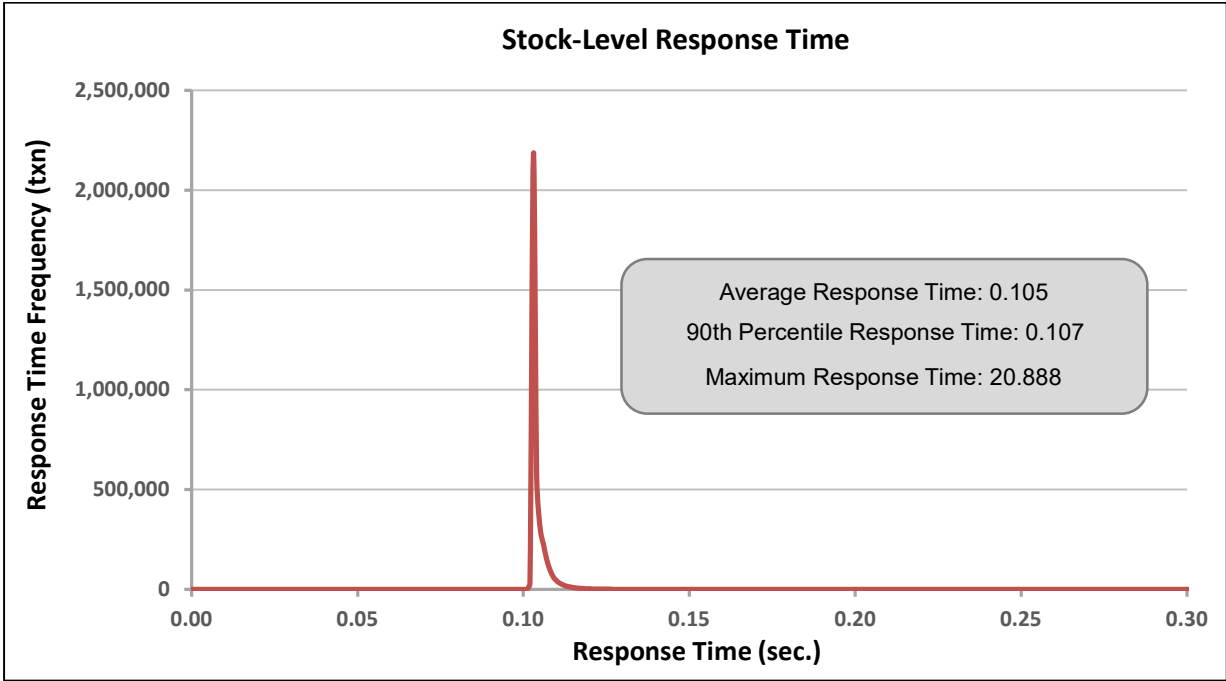
Figure 5.4.1.2: Payment RT Frequency Distribution



**Figure 5.4.1.3: Order-Status RT Frequency Distribution**



**Figure 5.4.1.4: Delivery (Interactive) RT Frequency Distribution**



**Figure 5.4.1.5: Stock-Level RT Frequency Distribution**

5.4.2 Response Time versus throughput

The performance curve for response times versus throughput must be reported for the New-Order transaction. Figure 5.4.2 shows the Response Time versus throughput curves for the New-Order transaction.

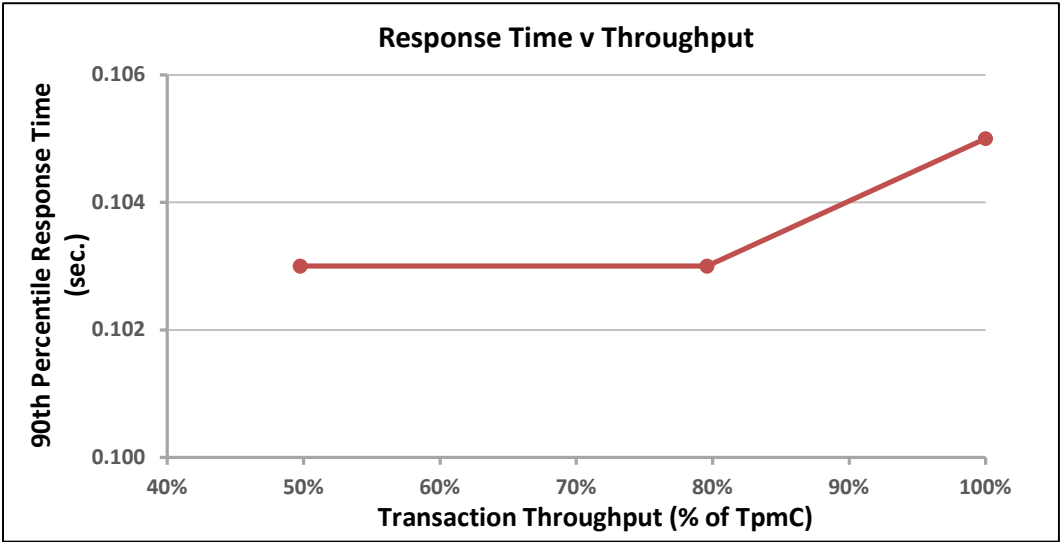


Figure 5.4.2: New-Order RT versus Throughput

5.4.3 Think Time frequency distribution

Think Time frequency distribution curves (see Clause 5.6.3) must be reported for the New-Order transaction. Figure 5.4.3 shows the Think Time frequency distribution curves for the New-Order transaction.

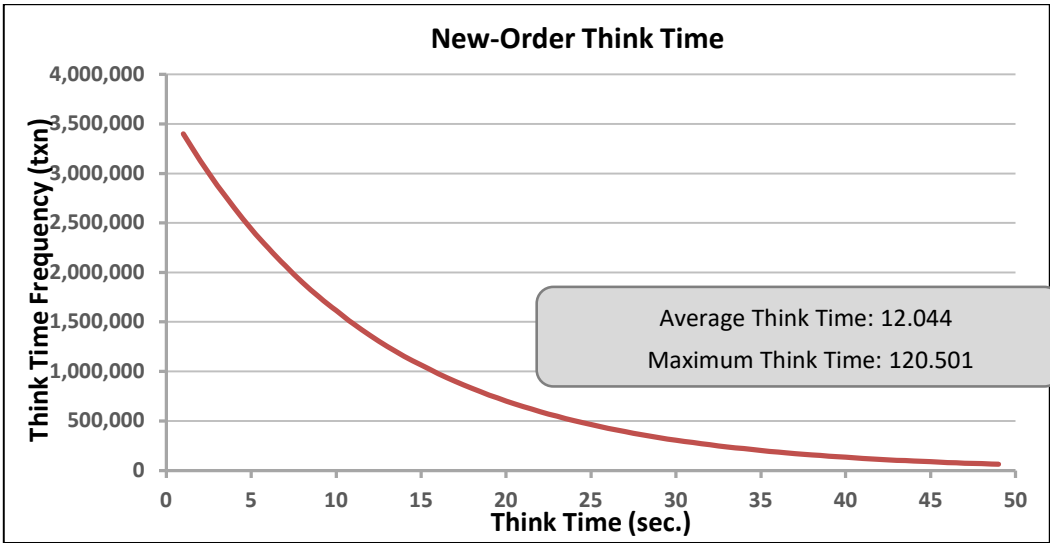
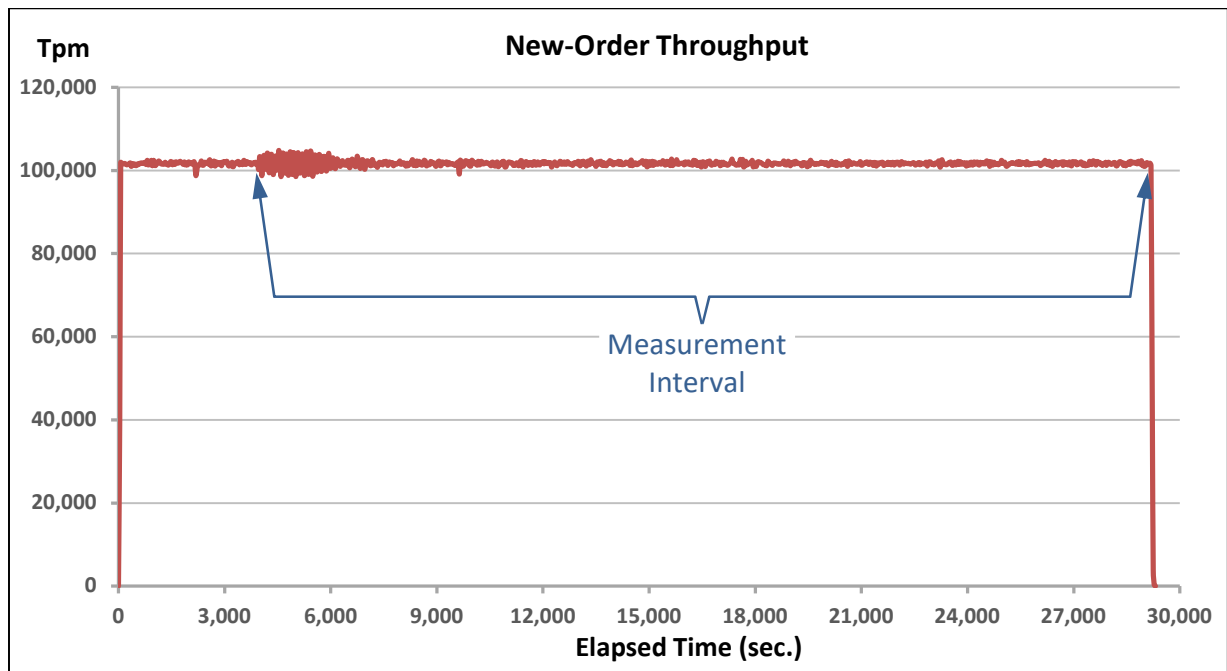


Figure 5.4.3: New-Order Think Time Frequency Distribution

#### 5.4.4 Throughput versus elapsed time

*A graph of throughput versus elapsed time must be reported for the New-Order transaction.*

Figure 5.4.4 shows the throughput versus elapsed time for the New-Order transaction. The start and end of the Measurement Interval is included on the figure.



**Figure 5.4.4: New-Order Throughput versus Elapsed Time**

## 5.5 Steady State Determination

*The method used to determine that the SUT had reached a steady state prior to commencing the measurement interval must be disclosed.*

Steady state was determined using real time monitor utilities from the RTE. Steady state was further confirmed by a visual analysis of the throughput graph.

## 5.6 Work Performed During Steady State

*A description of how the work normally performed during a sustained test (for example checkpointing, writing redo/undo log records, etc.) actually occurred during the measurement interval must be reported.*

During the test, Goldilocks satisfied all of the ACID properties required by the benchmark specification. Committed transactions write a Redo record in the transaction log, to be used in case of system failure. The Redo records are used for roll-forward recovery during a re-start following a failure. This prevents the system from losing any committed transactions. Checkpoints periodically occurred about every 28 min. and are completed in about 16.5 min.

## 5.7 Measurement Period Duration

*A statement of the duration of the measurement interval for the reported Maximum Qualified Throughput (tpmC) must be included.*

The duration of the reported measured interval was 7 hours (7hr = 420min = 25,200sec).

## 5.8 Transaction Statistics

*The percentage of the total mix for each transaction type must be disclosed. The percentage of New-Order transactions rolled back as a result of invalid item number must be disclosed. The average number of order-lines entered per New-Order transaction must be disclosed. The percentage of remote order lines per New-Order transaction must be disclosed. The percentage of remote Payment transactions must be disclosed. The percentage of customer selections by customer last name in the Payment and Order-Status transactions must be disclosed. The percentage of skipped Delivery transactions must be disclosed.*

The details of the transaction statistics are reported in the front of this report as part of the Executive Summary.

## 5.9 Checkpoints

*The number of checkpoints in the Measurement Interval, the time in seconds from the start of the Measurement Interval to the first checkpoint, and the Checkpoint Interval must be disclosed.*

Two full checkpoints occurred before the Measurement Interval. 14 full checkpoints occurred during the Measurement Interval. The checkpoints' start and end times and durations during the Measurement Interval are listed in table 5.6.



**Table 5.6: Checkpoints**

Event	Event time	Execution time	Interval
Measurement Interval Begin	2025-02-04 14:30:26	-	-
Checkpoint3 Begin	2025-02-04 14:29:03		00:28:17
Checkpoint3 End	2025-02-04 14:33:08	00:04:05	
Checkpoint4 Begin	2025-02-04 14:57:19		00:28:16
Checkpoint4 End	2025-02-04 15:05:39	00:08:20	
Checkpoint5 Begin	2025-02-04 15:25:36		00:28:17
Checkpoint5 End	2025-02-04 15:36:04	00:10:28	
Checkpoint6 Begin	2025-02-04 15:53:56		00:28:20
Checkpoint6 End	2025-02-04 16:07:10	00:13:14	
Checkpoint7 Begin	2025-02-04 16:22:15		00:28:19
Checkpoint7 End	2025-02-04 16:36:36	00:14:21	
Checkpoint8 Begin	2025-02-04 16:50:34		00:28:19
Checkpoint8 End	2025-02-04 17:06:41	00:16:07	
Checkpoint9 Begin	2025-02-04 17:18:51		00:28:17
Checkpoint9 End	2025-02-04 17:36:19	00:17:28	
Checkpoint10 Begin	2025-02-04 17:47:08		00:28:17
Checkpoint10 End	2025-02-04 18:05:40	00:18:32	
Checkpoint11 Begin	2025-02-04 18:15:27		00:28:19
Checkpoint11 End	2025-02-04 18:34:33	00:19:06	
Checkpoint12 Begin	2025-02-04 18:43:46		00:28:19
Checkpoint12 End	2025-02-04 19:03:22	00:19:36	
Checkpoint13 Begin	2025-02-04 19:12:04		00:28:18
Checkpoint13 End	2025-02-04 19:32:16	00:20:12	
Checkpoint14 Begin	2025-02-04 19:40:22		00:28:18
Checkpoint14 End	2025-02-04 20:01:05	00:20:43	
Checkpoint15 Begin	2025-02-04 20:08:39		00:28:17
Checkpoint15 End	2025-02-04 20:29:38	00:20:59	
Checkpoint16 Begin	2025-02-04 20:36:55		00:28:16
Checkpoint16 End	2025-02-04 20:58:58	00:22:03	
Checkpoint17 Begin	2025-02-04 21:05:12		00:28:17
Checkpoint17 End	2025-02-04 21:27:46	00:22:34	
Measurement Interval End	2025-02-04 21:33:51	-	-

# Clause 6: SUT, Driver and Communication

## 6.1 Remote Terminal Emulator (RTE)

*If the RTE is commercially available, then its inputs must be specified. Otherwise, a description must be supplied of what inputs (e.g., scripts) to the RTE had been used.*

The RTE software used was internally developed. The RTE simulated web users. It generated random input data based on the benchmark requirements and recorded response times and other statistics for each transaction cycle.

## 6.2 Emulated Components

*It must be demonstrated that the functionality and performance of the components being emulated in the Driver System are equivalent to the priced system. The results of the test described in Clause 6.6.3.4 must be disclosed.*

No components were emulated by the driver system.

## 6.3 Functional Diagrams

*A complete functional diagram of both the benchmark configuration and the configuration of the proposed (target) system must be disclosed. A detailed list of all hardware and software functionality being performed on the Driver System and its interface to the SUT must be disclosed.*

The diagram in Figure 0.1 shows the tested and priced benchmark configurations.

## 6.4 Networks

*The network configuration of both the tested services and proposed (target) services which are being represented and a thorough explanation of exactly which parts of the proposed configuration are being replaced with the Driver System must be disclosed.*

*The bandwidth of the networks used in the tested/priced configuration must be disclosed.*

The diagram in Figure 0.1 shows the network configuration between the components of the tested configuration. The RTE and the SUT are connected through a 1Gbit switch.

The network bandwidths are listed in Figure 0.1.

## 6.5 Operator Intervention

*If the configuration requires operator intervention (see Clause 6.6.6), the mechanism and the frequency of this intervention must be disclosed.*

No operator intervention is required to sustain eight hours at the reported throughput.

# Clause 7: Pricing

## 7.1 Hardware and Software Pricing

*A detailed list of hardware and software used in the priced system must be reported. Each separately orderable item must have vendor part number, description, and release/revision level, and either general availability status or committed delivery date. If package-pricing is used, vendor part number of the package and a description uniquely identifying each of the components of the package must be disclosed. Pricing source and effective date(s) of price(s) must also be reported.*

The details of the hardware and software are reported in the front of this report as part of the Executive Summary.

## 7.2 Three Year Price

*The total 3-year price of the entire configuration must be reported, including: hardware, software, and maintenance charges. Separate component pricing is recommended. The basis of all discounts used must be disclosed.*

The pricing details for this TPC-C result are reported in the front of this report as part of the Executive Summary.

## 7.3 Availability Dates

*The committed delivery date for general availability (availability date) of products used in the price calculations must be reported. When the priced system includes products with different availability dates, the reported availability date for the priced system must be the date at which all components are committed to be available.*

All components of the priced system are available as of the date of this publication.

# Clause 8: Reporting

## 8.1 Full Disclosure Report

*A Full Disclosure report is required in order for results to be considered compliant with the TPC-C benchmark specification*

This document constitute the Full Disclosure Report for the TPC-C benchmark result describes within.

# Clause 9: Auditor Attestation

## 9.1 Auditor Information

*The auditor's agency name, address, phone number, and Attestation letter with a brief audit summary report indicating compliance must be included in the full disclosure report. A statement should be included specifying who to contact in order to obtain further information regarding the audit process.*

This benchmark was audited by:

InfoSizing

Doug Johnson

63 Lourdes Drive

Leominster, MA, 01453 USA

Phone: +1 (978) 343-6562

[www.sizing.com](http://www.sizing.com)

## 9.2 Attestation Letter

The auditor's attestation letter is included in the following pages.

Sejin Hwang  
Senior Research Engineer  
Telecommunications Technology Association (TTA)  
Bundang-ro 47, Bundang-gu, Seongnam-city  
Gyeonggi-do, 13591, Republic of Korea

July 28, 2025

I verified the TPC Benchmark™ C v5.11.0 performance of the following configuration:

Platform: UNIWIDE RE2212  
Operating System: Red Hat Enterprise Linux 9.5  
Database Manager: Goldilocks v3.1 Standard Edition

The results were:

**Performance Metric**      **101,562 tpmC**  
Number of Users              80,000

<b>Server</b>	<b>UNIWIDE RE2212</b>		
CPU	2x Intel® Xeon® Platinum 8468 (3.80 GHz, 48-core, 105 MB Cache)		
Memory	1,024 GB		
Storage	<b>Qty</b>	<b>Size</b>	<b>Type</b>
	2	480 GB	SATA SSD
	4	1.92 TB	NVMe SSD
	2	3.84 TB	NVMe SSD

In my opinion, these performance results were produced in compliance with the TPC requirements for the benchmark.

The following verification items were given special attention:

- The transactions were correctly implemented
- The database records were the proper size
- The database was properly scaled and populated
- The ACID properties were met
- Input data was generated according to the specified percentages
- The transaction cycle times included the required keying and think times
- The reported response times were correctly measured
- At least 90% of all delivery transactions met the 80 Second completion time limit

- All 90% response times were under the specified maximums
- The measurement interval was representative of steady state conditions
- The reported measurement interval was over 120 minutes
- Checkpoint intervals were under 30 minutes
- The 60-day storage requirement was correctly computed
- The system pricing was verified for major components and maintenance

Additional Audit Notes:

None.

Respectfully Yours,

A handwritten signature in dark ink, reading "Doug Johnson", with a long horizontal flourish extending to the right.

Doug Johnson, Certified TPC Auditor

63 Lourdes Dr. | Leominster, MA 01453 | 978-343-6562 | [www.sizing.com](http://www.sizing.com)

# Appendix A: Source Code

The source code and scripts used to implement the benchmark is provided as a soft appendix. This soft appendix includes the following files:

```
\ACID
  \ACID\include
  \ACID\src
  \ACID\include\acid.h
  \ACID\src\atom.c
  \ACID\src\compare.c
  \ACID\src\consist.c
  \ACID\src\Delivery.c
  \ACID\src\isol1.c
  \ACID\src\isol2.c
  \ACID\src\isol3.c
  \ACID\src\isol4.c
  \ACID\src\isol5.c
  \ACID\src\isol6.c
  \ACID\src\isol7.c
  \ACID\src\isol8.c
  \ACID\src\isol9.c
  \ACID\src\Makefile
  \ACID\src\NewOrder.c
  \ACID\src\OrderStatus.c
  \ACID\src\Payment.c
  \ACID\src\support.c
\bin
  \bin\load.sh
\html
  \html\DeliveryInput.html
  \html\MainMenu.html
  \html\NewOrderInput.html
  \html\OrderStatusInput.html
  \html\PaymentInput.html
  \html\StockLevelInput.html
\include
  \include\spt_proc.h
  \include\support.h
\java
  \java\Common.java
  \java\Delivery.java
  \java\NewOrder.java
  \java\OrderStatus.java
  \java\Payment.java
  \java\StockLevel.java
\scripts
  \scripts\analyze_system.sql
  \scripts\analyze_table.sql
  \scripts\analyze_table_district.sql
  \scripts\analyze_table_item.sql
  \scripts\analyze_table_new_order.sql
  \scripts\analyze_table_orders.sql
  \scripts\analyze_table_order_line.sql
```



```
\scripts\analyze_table_stock.sql
\scripts\analyze_table_warehouse.sql
\scripts\audit.sql
\scripts\checkpoint.py
\scripts\count.sql
\scripts\create_audit_table.sql
\scripts\create_index.sql
\scripts\create_procedure.sql
\scripts\create_table.sql
\scripts\create_tablespace.sql
\scripts\dbcheck.sql
\scripts\dbtables.sql
\scripts\runcheck.sql
\scripts\sys
    \scripts\sys\be
        \scripts\sys\be\part_info.sh
        \scripts\sys\be\reboot_info.sh
        \scripts\sys\be\sw_info.sh
        \scripts\sys\be\sys_info.sh
\src
    \src\free_space.c
    \src\load.c
    \src\load_new.c
    \src\Makefile
    \src\support.c
```

# Appendix B: Tunable Parameters

## goldilocks.properties.conf

```
TRANSACTION_COMMIT_WRITE_MODE = 1
TRANSACTION_TABLE_SIZE = 1024
UNDO_RELATION_COUNT = 1024
LOG_BUFFER_SIZE = 3G
LOG_FILE_SIZE = 40G
LOG_GROUP_COUNT = 5
PENDING_LOG_BUFFER_COUNT = 8
SPIN_COUNT = 1
BUSY_WAIT_COUNT = 1000
SYSTEM_TABLESPACE_DIR = '/data/db/db1'
SYSTEM_MEMORY_UNDO_TABLESPACE_SIZE = 16G
SYSTEM_MEMORY_TEMP_TABLESPACE_SIZE = 1G
SHARED_MEMORY_STATIC_SIZE = 4G
PARALLEL_IO_FACTOR = 5
PARALLEL_IO_GROUP_1 = '/data/db/db1'
LOG_DIR = '/wal'
CLIENT_MAX_COUNT = 1024
PROCESS_MAX_COUNT = 1024
PARALLEL_LOAD_FACTOR = 16
SHARED_SESSION = NO
CONTROL_FILE_COUNT = 2
CONTROL_FILE_0 = '/wal/control_0.ct1'
CONTROL_FILE_1 = '/wal/control_1.ct1'
```

## limit.conf

```
# /etc/security/limits.conf
#
#This file sets the resource limits for the users logged in via PAM.
#It does not affect resource limits of the system services.
#
#Also note that configuration files in /etc/security/limits.d
#directory,
#which are read in alphabetical order, override the settings in this
#file in case the domain is the same or more specific.
#That means for example that setting a limit for wildcard domain here
#can be overridden with a wildcard setting in a config file in the
#subdirectory, but a user specific setting here can be overridden only
#with a user specific setting in the subdirectory.
#
#Each line describes a limit for a user in the form:
#
#<domain>          <type>  <item>  <value>
#
#Where:
#<domain> can be:
# - a user name
# - a group name, with @group syntax
# - the wildcard *, for default entry
# - the wildcard %, can be also used with %group syntax,
#   for maxlogin limit
#
#<type> can have the two values:
# - "soft" for enforcing the soft limits
# - "hard" for enforcing hard limits
#
#<item> can be one of the following:
# - core - limits the core file size (KB)
# - data - max data size (KB)
# - fsize - maximum filesize (KB)
# - memlock - max locked-in-memory address space (KB)
# - nofile - max number of open file descriptors
# - rss - max resident set size (KB)
# - stack - max stack size (KB)
# - cpu - max CPU time (MIN)
# - nproc - max number of processes
# - as - address space limit (KB)
# - maxlogins - max number of logins for this user
# - maxsyslogins - max number of logins on the system
# - priority - the priority to run user process with
# - locks - max number of file locks the user can hold
# - sigpending - max number of pending signals
# - msgqueue - max memory used by POSIX message queues (bytes)
# - nice - max nice priority allowed to raise to values: [-20,
# 19]
# - rtprio - max realtime priority
#
#<domain>          <type>  <item>          <value>
#
#*                  soft    core            0
#*                  hard    rss            10000
#@student           hard    nproc           20
#@faculty           soft    nproc           20
#@faculty           hard    nproc           50
#ftp                hard    nproc           0
```

```
#@student           -          maxlogins        4

tpcc soft nofile 65535
tpcc hard nofile 65535
tpcc soft nproc 65535
tpcc hard nproc 65535
```

## server.xml

```
<?xml version='1.0' encoding='utf-8'?>
<Context>

    <WatchedResource>WEB-INF/web.xml</WatchedResource>

    <Resource
        name='jdbc/goldilocks'
        auth='Container'
        type='javax.sql.DataSource'
        driverClassName='sunje.goldilocks.jdbc.GoldilocksDriver'
        url='jdbc:goldilocks://10.100.50.85:22581/test'
        username='test'
        password='test'
        maxActive='10'
        maxIdle='10'
        maxWait='-1'
    />

</Context>
```

## tm\_server\_fel.conf

```
<?xml version='1.0' encoding='utf-8'?>
<Server port="8005" shutdown="SHUTDOWN">
    <Listener
        className="org.apache.catalina.startup.VersionLoggerListener" />
    <!-- Security listener. Documentation at /docs/config/listeners.html
    <Listener className="org.apache.catalina.security.SecurityListener"
    />
    -->
    <!--APR library loader. Documentation at /docs/apr.html -->
    <!--Initialize Jasper prior to webapps are loaded. Documentation at
    /docs/jasper-howto.html -->
    <Listener className="org.apache.catalina.core.JasperListener" />
    <!-- Prevent memory leaks due to use of particular java/javax APIs--
    >
    <Listener
        className="org.apache.catalina.core.JreMemoryLeakPreventionListener"
    />
    <Listener
        className="org.apache.catalina.mbeans.GlobalResourcesLifecycleListener"
    />
    <Listener
        className="org.apache.catalina.core.ThreadLocalLeakPreventionListener"
    />

    <GlobalNamingResources>
        <Resource name="UserDatabase" auth="Container"
            type="org.apache.catalina.UserDatabase"
            description="User database that can be updated and
            saved"
        />
    </GlobalNamingResources>

    factory="org.apache.catalina.users.MemoryUserDatabaseFactory"
        pathname="conf/tomcat-users.xml" />

    </GlobalNamingResources>

    <Service name="Catalina">

        <Connector port="8080"
            acceptCount="150000"
            maxConnections="141000"
            connectionTimeout="20000000"
            maxThreads="1024"
            maxKeepAliveRequests="-1" keepAliveTimeout="-"
            1"
        />

        protocol="org.apache.coyote.http11.Http11NioProtocol"
        redirectPort="8443"
        />

        <Connector port="8009" protocol="AJP/1.3" redirectPort="8443" />

        <Engine name="Catalina" defaultHost="localhost">

            <Realm className="org.apache.catalina.realm.LockOutRealm">

                <Realm className="org.apache.catalina.realm.UserDatabaseRealm"
                    resourceName="UserDatabase"/>
            </Realm>

            <Host name="localhost" appBase="webapps"
                unpackWARs="true" autoDeploy="true">

                </Host>
            </Engine>
        </Service>
    </Server>
```

# Appendix C: Price Quotations

## DB Server



## Quotation

Quote No.: UWT25-0630092340  
Customer : 한국정보통신기술협회  
Delivery : 협의  
Validity : 견적일로부터 3개월  
Payment : 협의  
Warranty : 납품 및 설치일로 부터, 1년  
Others : TPC-C 시험 관련

Amount : **75,086,000**

Won(VAT Included)

Model : Uni-RE2212 서버

\* 견적유효기간 도과시 가격 변동이 있을 수 있습니다.

㈜유니와이드  
서울시 구로구 디지털로26길5, 1404호  
(구로동, 에이스하이엔드1차)  
대표이사 : 김창환, 조성완  
대표번호 : 070-7306-0500



Sales Manager  
Name : 전략지원팀 / 박성진 수석  
Tel : 070-7306-0500  
C.P : 010-2676-2181  
E-Mail : [jinhan42@uniwide.co.kr](mailto:jinhan42@uniwide.co.kr)

품번	상세 내역	수 량	소비자단가	공급단가	공급가
	Uni-RE2212 서버	1			
SVR-UNI-RE2212-0011	RE2212 (1G*4,1600W(1+1), NO RAID, NO GPU supportable) 3.5 x12	1	26,438,000	5,288,000	5,288,000
CPU-ING4-0390	Intel Xeon Platinum 8468 48C/96T 2.1GHz 105M 350W	2	65,738,000	13,148,000	26,296,000
MEM-D5R48-RP-0030	64GB DDR5-4800 R ECC	16	2,838,000	568,000	9,088,000
-	SSD SATA 480GB 2.5인치 U.2	2	850,000	170,000	340,000
SSD-NVHE-SA-0080	SSD NVMe PCIe5.0 1.92TB 2.5인치 U.2	4	5,625,000	1,125,000	4,500,000
SSD-NVHE-SA-0090	SSD NVMe PCIe5.0 3.84TB 2.5인치 U.2	2	10,313,000	2,063,000	4,126,000
LAN-10G2PR-RP-0010	CARD LAN 10G 4port UTP	1	1,757,000	352,000	352,000
Maintenance	3year, 24x7x4hr Onsite Support Service	1			18,270,000
Amount					<b>₩68,260,000</b>
V.A.T.					<b>₩6,826,000</b>
Amount(VAT Included)					<b>₩75,086,000</b>

\* 본 견적은 해당건에 한합니다.  
\* H/W : 부품 무상제공 및 교환, 익일 영업일 대응(주5일 09:00 ~ 18:00)  
\* OS는 본사 설치 후 납품 기준입니다. 현장 설치시 별도의 기술지원 대금 발생합니다.  
\* 확장 및 이설, 타 기종으로의 교체 등의 지원 제외, 정기점검 제외  
본견적서로 발주를 진행하고 싶으시다면 명판 및 직인을 날인하시어 팩스로 송부하여 주시기 바랍니다.

명판	직인

## WAS Server

## 견적서

TEL : 010-5110-4883

국제공인 시험인증(TPC-C) 서버

## TTA 貴中

참 조 : 황 세 진 책임님

귀사의 성공적인 사업을 진심으로 기원하며 아래와 같이 견적드립니다.

In compliance with your inquiry, we hereby

submit our quotation as mentioned here under.

견적 금액 합계 :

**₩20,350,000 (부가가치세 포함)**

납품 예정 일자 : 발주 후 4~6주 이내 (별도 협의)

견적 유효 기간 : 견적일로부터 1개월

지 불 조 건 : 납품 기준 익월말 현금

견 적 담 당 : 김 상 헌 부 장 (Mobile : 010-3720-5644)

건 적 일 자 : 2025년 6월 30일




주식회사 케이티엔에프

서울시 강서구 마곡중앙 8로 3길 21

(마곡동, KTNF빌딩)

TEL : 02-865-5200 / FAX : 02-855-8814

등록번호	106-86-07697
대표이사	이 중 연
업 태	제 조
종 목	컴퓨터 주변기기

항목 Item	품 명 Description	규 격 Specification	수량 Q'ty	단 가 Unit Price	합 계 Amount	비 고 Remark
1	KR580S1(KM-H620)	2U, 8Bay, 1G 3port copper, 2x 800W PSU, Rack rail	1	18,500,000	18,500,000	
	CPU	- Intel Xeon Scalable Gold 6140 (2.30GHz, 18core)	2			
	Memory	- 64GB DDR4 ECC RDIMM Memory	2			
	HDD	- 600GB SAS 12Gb/s 10K RPM (128MB)	1			
	Maintenance	- 무상 3년				

## Other Comment/Remarks

1. 상기 단가는 부가세 별도가입니다.

2. 자세한 사항은 전화주시기 바랍니다.

합 계 : ₩18,500,000

세 액 : ₩1,850,000

합 계 : ₩20,350,000

1. 상기 제품은 대외무역법 제19조 제1항에 따라 전라물자에 해당되며, 본 물품의 해외수출시 대외무역법에 따라 전라물자 기술 수출입 통합고시에서 규정하는 허가기관의 장으로부터 수출허가를 득하지가 바랍니다.

2. 본 제품을 제3자에서 양도 또는 재판매할 경우 해당 제3자에게 상기에 언급한 의무사항들을 사전에 충분히 고지하시기 바랍니다.

- 상기 외 OS 및 SW 별도입니다.

- 3년 무상 품질 보증 합니다.

rockPLACE

(주)락플레이스 www.rockplace.co.kr

㈜락플레이스

03129 서울시 종로구 종로 33길 15 (연지동 연강빌딩 5층) Tel : 02-6251-7788 Fax : 02-6499-1478

rockPLACE, Inc.

15, Jong-ro 33-gil, Jongno-gu, Seoul, Korea 03129 Tel : 82-2-6251-7788 Fax : 82-2-6499-1478


견 적 서

REF No.	: 2025RPI04-0121	TERMS AND CONDITION
DATE	: 2025. 07. 28.	
COMPANY	: TAA(한국정보통신기술협회)	납 기 : 발주후 4주이내
ATTN	: 황 세 진 선임연구원 귀하	유지보수 :
Email	: hsejin314@tta.or.kr	결제조건 : 납품 검수 후 30일
FROM	: ㈜락플레이스 허 운 범 차장	유효기간 : 견적일로부터 4개월
	TEL : 010-5110-4883	
	TEL : 010-6605-2146	

下記와 같이 見積합니다.

(주) 락플레이스

대표이사 김 재 준, 김 연 수



ITEM DESCRIPTION ( VAT 별도, 단위 : 원 )

Part No.	Description	수량	소비자가	공급단가	공급합계
Subscription	Red Hat Enterprise Linux Server				
RH00004 3년	Red Hat Enterprise Linux Server, Standard (Physical or Virtual Nodes) 3Year support : Easy ISOs: OS, Source, Documentation ISO Images 가상화 Guest OS : 2guests Red Hat Network 서비스 : 3년 Phone,email Support : 09:00 ~ 17:00 Scope of Coverage : Standard Maximum Memory Support: Unlimited	2	6,223,800	4,000,000	8,000,000
RP-CPS(OS)	rockPLACE Support Carepack - Linux Standard (3년) per Server 3 Year, 24x7, 4hr response 이메일, 전화, 원격지원, 현장지원 서비스 On Site Support - (아래 지원내역에 준함) - Installation & Startup Service Included - Problem tracking/Emergency assistance - Update, Patch 작업 지원 - 서비스, 시스템 환경, 네트워크 환경 설정 변경 지원 - 인수 시험, 성능 시험, 비상 복구 훈련 지원	2	8,000,000	3,000,000	6,000,000
소 계 금 액					14,000,000

Part No.	Description	수량	소비자가	공급단가	공급합계
Subscription	Red Hat JBoss Web Server				
MW0232248 3년	Red Hat JBoss Web Server, 18-Core Standard 3Year - 전화/웹 지원 : 월-금, 9 a.m. - 5 p.m. 4시간내 응답 - unlimited incidents,	2	13,335,300	7,875,000	15,750,000
RP-CPS(WAS)	rockPLACE Support Carepack - JBoss Standard (3년) per 4Core 3 Year, 24x7, 4hr response 이메일, 전화, 원격지원, 현장지원 서비스 On Site Support - (아래 지원내역에 준함) - Installation & Startup Service Included - Problem tracking/Emergency assistance - Update, Patch 작업 지원 - 서비스, 시스템 환경, 네트워크 환경 설정 변경 지원 - 인수 시험, 성능 시험, 비상 복구 훈련 지원	9	12,000,000	9,000,000	81,000,000
소 계 금 액					96,750,000

합 계	110,750,000
부가세	11,075,000
합 계(부가세포함)	121,825,000

Remarks
1. Red Hat 제품은 연간 Subscription 제품이며, 기간이 만료되신 경우 Renewal을 하여야합니다.
2. 발주 시에는 반드시 고객정보(엔드유저명, 담당자, 연락처, Email)가 있어야 합니다.
3. OnSite 방문지원이 필요하실 경우에는 케어팩을 구매하셔야 합니다.

Network Switch

25. 7. 1. 오전 10:26

나라장터 종합쇼핑몰

[공통]상품상세정보



조달업체가 등록한 '상품상세정보'의 내용(제품에 대한 기능, 성능, 품질 등)이 위 '제품상세정보'의 '첨부파일'에 있는 '규격서(시방서)'의 내용과 일치하지 않아 허위 또는 과장 광고로 판명될 경우, 조달청은 관련규정에 의거 종합쇼핑몰의 상품 등록을 정지시킵니다.

(경고) 상품상세정보에 등록된 이미지를 도용할 경우에는 관련 법령에 따라 민·형사상의 처벌을 받을 수 있으니 유의하시기 바랍니다.

판매자 공지사항

더보기 >

다수공급자계약 중소기업 공급

네트워크스위치



물품식별번호 24567061 | 관심상품 0

★ 0 ( 0 )

1,295,000원

다량납품할인을 확인

업체명	주식회...	계약자/공급자 정보조회
규격명	네트워크스위치, 다산네트웍스, (CN)D2224GP, 24port POE	
원산지	중국	
주요부품1[원산지]	인터페이스[중국]	
주요부품2[원산지]	콘솔[중국]	
제조사	(주)다산네트웍스	
납품기한	60일 (납품요구일로부터)	
계약번호	0024C1141-01-4	
조달수수료	조달수수료 별도	조달수수료 계산
공급지역	전지역	
인증정보		

물품 부가정보

첨부파일(4)

- 물품구매(제조)계약일반조건(211201 시행).hwp
- 물품구매계약품질관리특수조건(231101 시행).hwp
- (2024-316호)물품다수공급자계약 특수조건\_개정본문(별표 포함).hwp
- 네트워크스위치규격서.zip

본품선택

0 대 원

견 적 서

TTA 貴中

Title : TPC-C Performance&Quality Authentication

- 견적번호 : SUNJE-SALES(SH)-0401-01
- 수 신 : 황세진 책임 연구원님 (010-5110-4883, hsejin314@tta.or.kr)
- 견적일자 : 2025년 07월 01일
- 유효기간 : 견적일로부터 1개월

  
**SUNJESOFT**  
(주)선재소프트



대표이사 : 김 기 완

주 소 : 서울시 영등포구 영신로 220,  
(영등포동8가, KnK디지털타워 1108, 1109호)

영업대표 : 사업본부 김수호 팀장

전화번호 : 010-4734-4646

e-mail :shkim@sunjesoft.com

※ Goldilocks Standard Edition for LINUX 1식 (단위 : 원)

No.	Description	Unit Price	Q'ty	Total Price	Offer Price	비 고
[192Core]						
1	Goldilocks Ver 3.1 DBMS Standard Edition	384,000,000	1 Set(s)	384,000,000	115,200,000	
	- Query Processes Module					
	- Storage Management Module					
소 계 (부가세 별도)				384,000,000	115,200,000	
2	DBMS Implementaion & Supports	192,000,000	3 Set(s)	576,000,000	57,600,000	
소 계 (부가세 별도)				576,000,000	57,600,000	
합 계 (부가세 별도)				960,000,000	172,800,000	
총 합 계 (부가세 별도)					172,800,000	

\* Remarks  
- For Technical supports, it indicates 24 x 7 x 4 hours of support