

# TPC Express Benchmark™ AI Full Disclosure Report

## Dell PowerEdge R7615

with 1x PowerEdge R7615  
using

Anaconda3 4.12.0

running on

Red Hat Enterprise Linux 8.6

TPCx-AI Version  
Report Edition  
Report Submitted

1.0.2  
First  
November 10, 2022

**First Edition - November 2022**

*Dell Inc. (Dell), the Sponsor of this benchmark test, believes that the information in this document is accurate as of the publication date. The information in this document is subject to change without notice. The Sponsor assumes no responsibility for any errors that may appear in this document.*

*The pricing information in this document is believed to accurately reflect the current prices as of the publication date. However, the Sponsor provides no warranty of the pricing information in this document.*

*Benchmark results are highly dependent upon workload, specific application requirements, and system design and implementation. Relative system performance will vary because of these and other factors. Therefore, TPC Express Benchmark™ AI should not be used as a substitute for a specific customer application benchmark when critical capacity planning and/or product evaluation decisions are contemplated.*

*All performance data contained in this report was obtained in a rigorously controlled environment. Results obtained in other operating environments may vary significantly. No warranty of system performance or price/performance is expressed or implied in this report.*

*Dell and the Dell Logo are trademarks of Dell Inc. and/or its affiliates in the U.S. and other countries. Third party trademarks mentioned are the property of their respective owners. The use of the word partner does not imply a partnership relationship between Dell and any other company.*

*TPC Express Benchmark™ AI, TPCx-AI, and AIUCpm@10, are registered certification marks of the Transaction Processing Performance Council.*

*The Dell products, services or features identified in this document may not yet be available or may not be available in all areas and may be subject to change without notice. Consult your local Dell business contact for information on the products or services available in your area. You can find additional information via Dell's web site at [www.dell.com](http://www.dell.com). Actual performance and environmental costs of Dell products will vary depending on individual customer configurations and conditions.*

**Copyright© 2022 Dell Inc.**

*All rights reserved. Permission is hereby granted to reproduce this document in whole or in part provided the copyright notice printed above is set forth in full text or on the title page of each item reproduced.*

# Abstract

Dell conducted the TPC Express Benchmark™ AI (TPCx-AI) on the Dell PowerEdge R7615. The software used included Anaconda3 4.12.0. This report provides full disclosure of the results. All testing was conducted in conformance with the requirements of the TPCx-AI Standard Specification, Revision 1.0.2.

## Configuration Overview


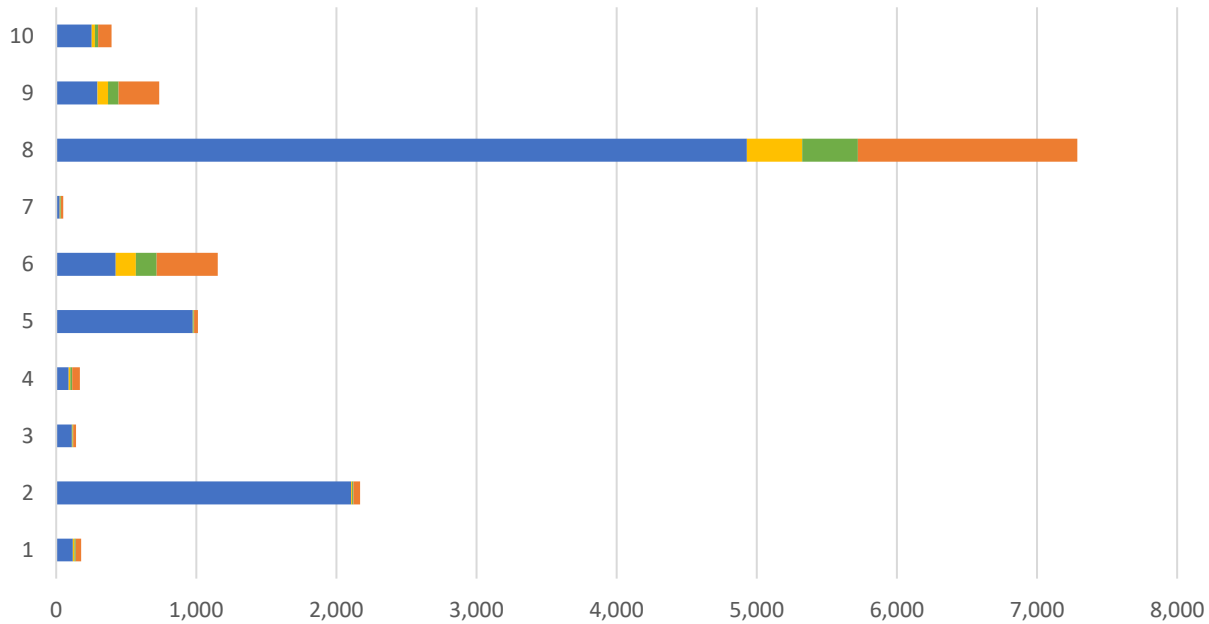
Test Sponsor	Node(s)	Operating System
Dell	1x PowerEdge R7615 (Server)	Red Hat Enterprise Linux 8.6


## Metrics Overview

Total System Cost	Performance	Price/Performance	Availability Date
\$48,412 USD	425.31 AIUCpm@10	113.83 USD \$/AIUCpm@10	February 22, 2023

# Executive Summary

The [Executive Summary](#) follows on the next several pages.

		<h2 style="text-align: center;">Dell PowerEdge R7615</h2>		TPCx-AI 1.0.2 TPC Pricing 2.8.0 Report Date Nov. 10, 2022																																																							
TPCx-AI Performance <b>425.31 AIUCpm@10</b>	Total System Cost <b>\$48,412 USD</b>	Price/Performance <b>\$113.83 USD/AIUCpm@10</b>	Availability Date <b>February 22, 2023</b>																																																								
Framework Anaconda3 4.12.0	Operating System Red Hat Enterprise Linux 8.6	Other Software N/A	Scale Factor 10	Streams 100																																																							
<h3 style="text-align: center;">Use Case Time (sec.) by Phase</h3> <div style="text-align: right; margin-bottom: 5px;"> <span style="color: blue;">■</span> Training                        <span style="color: yellow;">■</span> Serving 1                        <span style="color: green;">■</span> Serving 2                        <span style="color: orange;">■</span> Throughput (Avg)                 </div>  <table border="1" style="display: none;"> <caption>Approximate Use Case Time (sec.) by Phase</caption> <thead> <tr> <th>Case</th> <th>Training (sec)</th> <th>Serving 1 (sec)</th> <th>Serving 2 (sec)</th> <th>Throughput (Avg) (sec)</th> </tr> </thead> <tbody> <tr><td>1</td><td>100</td><td>50</td><td>50</td><td>50</td></tr> <tr><td>2</td><td>2100</td><td>50</td><td>50</td><td>50</td></tr> <tr><td>3</td><td>100</td><td>50</td><td>50</td><td>50</td></tr> <tr><td>4</td><td>100</td><td>50</td><td>50</td><td>50</td></tr> <tr><td>5</td><td>1000</td><td>50</td><td>50</td><td>50</td></tr> <tr><td>6</td><td>400</td><td>100</td><td>100</td><td>100</td></tr> <tr><td>7</td><td>50</td><td>50</td><td>50</td><td>50</td></tr> <tr><td>8</td><td>5000</td><td>300</td><td>200</td><td>1500</td></tr> <tr><td>9</td><td>200</td><td>50</td><td>50</td><td>100</td></tr> <tr><td>10</td><td>100</td><td>50</td><td>50</td><td>50</td></tr> </tbody> </table>					Case	Training (sec)	Serving 1 (sec)	Serving 2 (sec)	Throughput (Avg) (sec)	1	100	50	50	50	2	2100	50	50	50	3	100	50	50	50	4	100	50	50	50	5	1000	50	50	50	6	400	100	100	100	7	50	50	50	50	8	5000	300	200	1500	9	200	50	50	100	10	100	50	50	50
Case	Training (sec)	Serving 1 (sec)	Serving 2 (sec)	Throughput (Avg) (sec)																																																							
1	100	50	50	50																																																							
2	2100	50	50	50																																																							
3	100	50	50	50																																																							
4	100	50	50	50																																																							
5	1000	50	50	50																																																							
6	400	100	100	100																																																							
7	50	50	50	50																																																							
8	5000	300	200	1500																																																							
9	200	50	50	100																																																							
10	100	50	50	50																																																							
Physical Storage / Scale Factor <b>1,200.00</b>		Scale Factor / Physical Memory <b>0.03</b>		Main Data Redundancy Model <b>RAID 5</b>																																																							
Servers: Total Processors/Cores/Threads		1 1 / 32 / 64																																																									
Server Type	1x PowerEdge R7615 (Server)																																																										
Processors	1x AMD EPYC 9374F 32-Core Processor																																																										
Memory	384 GiB																																																										
Storage Controller	2x PERC H755N 12G SAS																																																										
Storage Device	2x 240 GB M.2 SATA; 3x 3.84 TB NVMe																																																										
Network Controller	1x Broadcom NetXtreme Gigabit Ethernet 2-port																																																										

		<h1>Dell PowerEdge R7615</h1>			TPCx-AI	1.0.2
					TPC Pricing	2.8.0
					Report Date	Nov. 10, 2022
Description	Part Number	Source	List Price	Qty	Extended Price	1-Yr. Maintenance
<b>Hardware</b>						
PowerEdge R7615 Server	210-BFVW	1	\$56,625.00	1	\$56,625.00	
2.5 Chassis	379-BDTF	1	0	1		
NVMe Backplane	379-BDSX	1	0	1		
Trusted Platform Module 2.0V3	461-AAIM	1	0	1		
C3-3 8x U.2 G4 RAID	321-BIFE	1	0	1		
AMD EPYC 9374F 3.85GHz, 32C/64T, 256M Cache (320W) DDR5-4338-CGXD	412-AASE	1	0	1		
Standard Heatsink	370-AAIP	1	0	1		
Performance Optimized	370-AHCL	1	0	1		
4800MT/s RDIMMs	370-AGZP	1	0	12		
32GB RDIMM, 4800MT/s Dual Rank	780-BCDS	1	0	1		
Unconfigured RAID	405-AAZE	1	0	2		
PERC H755N Front	400-BMTN	1	0	3		
3.84TB Data Center NVMe ReadIntensive AG Drive U2 Gen4 with	384-BBBL	1	0	1		
Performance BIOS Settings	750-AAWT	1	0	1		
High Performance Fan	450-AJHG	1	0	1		
Dual, Hot-Plug, Power Supply Redundant (1+1), 1400W, Mixed	492-BBDV	1	0	2		
Jumper Cord - C13/C14, 4M, 250V, 12A (North America, Guam, Taiwan)	330-BBNL	1	0	1		
Riser Config 2, 2 x 16 FH + 2 x 16 LP PCIe slot	540-BDKD	1	0	1		
Broadcom 5720 Dual Port 1GbE Optional LOM	329-BHOH	1	0	1		
PowerEdge R7615 Motherboard	403-BCMG	1	0	1		
BOSS-S2 controller card + with 2 M.2 240GB (RAID 1)	385-BBOT	1	0	1		
iDRAC9, Enterprise 15G	350-BBWP	1	0	1		
PowerEdge 2U Standard Bezel	570-AAKV, 580-ADJIC	1	0	1		
Keyboard and Optical Mouse, USB, Black, English	350-BBKU	1	0	1		
No Quick Sync	379-BCSG	1	0	1		
iDRAC, Legacy Password	379-BCQV	1	0	1		
iDRAC Group Manager, Enabled	605-BBFL	1	0	1		
Red Hat Enterprise Linux 8.6 (Ootpa), kernel 4.18.0-372.9.1.el8	605-BBFN	1	0	1		
No Media Required	770-BBBQ	1	0	1		
ReadyRails Sliding Rails	429-AAIQ	1	0	1		
No Internal Optical Drive	631-AACK	1	0	1		
No Systems Documentation, No OpenManage DVD Kit	340-CMZG	1	0	1		
PowerEdge R7615 Shipping	340-CODN	1	0	1		
PowerEdge R7615 Ship Material	343-BBPP	1	0	1		
PowerEdge R7615 No CE or CCC Marking	332-1286	1	0	1		
US Order	828-3901	1	200	1		\$200.00
Dell Hardware Limited Warranty Plus On-Site Service	828-3855	1	1383	1		\$1,383.00
ProSupport Mission Critical: 4-Hour 7x24 On-Site Service with Enhanced	828-3847	1	717	1		\$717.00
ProSupport Mission Critical: 7x24 HW / SW Technical Support and						
Dell 24 Monitor	210-AIWG	1	169.99	1	\$169.99	
				<b>Subtotal</b>	\$56,794.99	\$2,300.00
<b>Software</b>						
Anaconda Pro 1 Subscription (1 year)		2	\$10,000.00	1		\$10,000.00
				<b>Subtotal</b>	\$0.00	\$10,000.00
Large Purchase Discount (35%)*					-\$19,878.25	-\$805.00
				<b>Total</b>	\$36,916.74	\$11,495.00

Pricing: 1 = Dell; 2 = Anaconda

\* Discount applies to all line items where Source = 1. Discount based upon total system cost as purchased by a regular customer.


**Audited by Doug Johnson, InfoSizing**

*Prices used in TPC benchmarks reflect the actual prices a customer would pay for a one-time purchase of the stated Line Items. Individually negotiated discounts are not permitted. Special prices based on assumptions about past or future purchases are not permitted. All discounts reflect standard pricing policies for the listed Line Items. For complete details, see the pricing section of the TPC Benchmark Standard. If you find that the stated prices are not available according to these terms, please inform the TPC at pricing@tpc.org. Thank you.*

**Total System Cost (USD): \$48,412**

**AIUCpm@10: 425.31**

**\$/AIUCpm@10: \$113.83**

	<h1>Dell PowerEdge R7615</h1>		TPCx-AI	1.0.2
			TPC Pricing	2.8.0
			Report Date	Nov. 10, 2022
<u>Numerical Quantities</u>				
<b>AIUCpm@10</b>	<b>425.31</b>	$T_{Load}$		2.29
Scale Factor	10	$T_{LD}$		2.29
Streams	100	$T_{PTT}$		316.80
		$T_{PST1}$		19.75
Kit Version	1.0.2	$T_{PST2}$		19.89
Execution Status	Pass	$T_{PST}$		19.89
Accuracy Status	Pass	$T_{TT}$		2.74
Test Times				
Overall Run Start Time		2022-10-21 14:38:51.192		
Overall Run End Time		2022-10-21 18:27:53.971		
Overall Run Elapsed Time				13,742.779
Load Test Start Time		2022-10-21 14:40:48.611		
Load Test End Time		2022-10-21 14:40:50.917		
Load Test Elapsed Time				2.306
Power Training Start Time		2022-10-21 14:40:50.920		
Power Training End Time		2022-10-21 17:16:19.654		
Power Training Elapsed Time				9,328.734
Power Serving 1 Start Time		2022-10-21 17:16:19.657		
Power Serving 1 End Time		2022-10-21 17:27:43.130		
Power Serving 1 Elapsed Time				683.473
Power Serving 2 Start Time		2022-10-21 17:27:43.134		
Power Serving 2 End Time		2022-10-21 17:39:10.814		
Power Serving 2 Elapsed Time				687.680
Scoring Start Time		2022-10-21 17:39:47.609		
Scoring End Time		2022-10-21 17:42:05.874		
Scoring Elapsed Time				138.265
Throughput Start Time		2022-10-21 17:42:05.897		
Throughput End Time		2022-10-21 18:27:53.968		
Throughput Elapsed Time				2,748.071



# Dell PowerEdge R7615

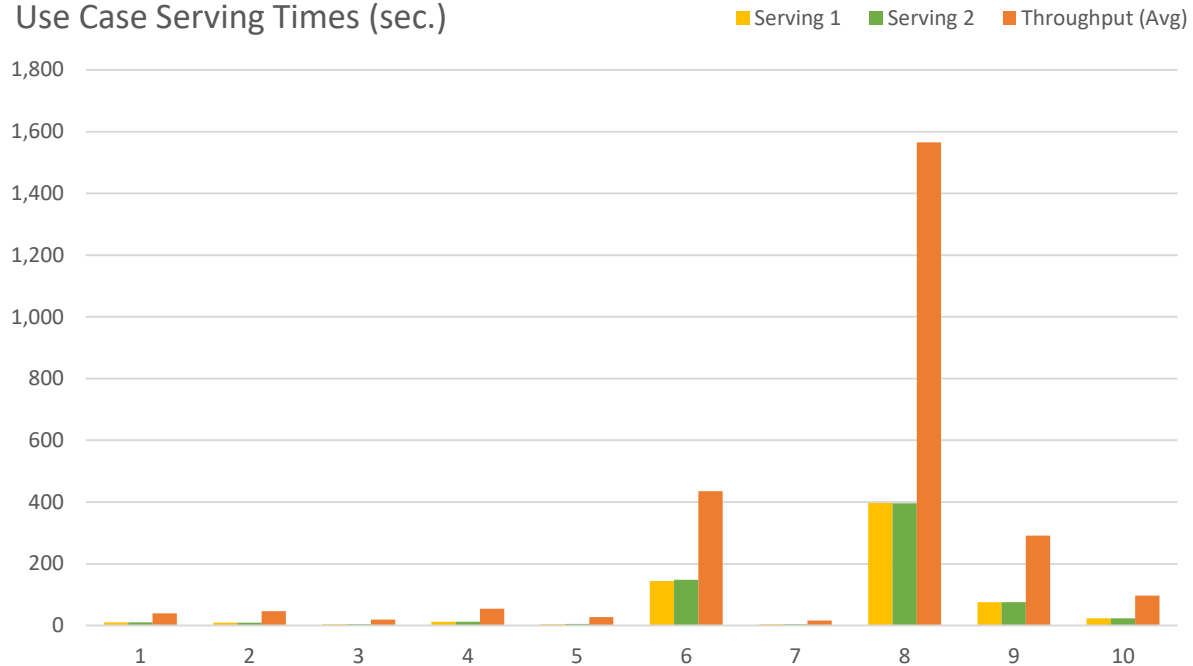
TPCx-AI 1.0.2  
 TPC Pricing 2.8.0  
 Report Date Nov. 10, 2022

Numerical Quantities (continued)

Use Case Times & Accuracy

Use Case	Training (sec)	Serving 1 (sec)	Serving 2 (sec)	Throughput (avg)	Accuracy
UC01	119.995	10.025	10.043	38.876	0.000
UC02	2,104.383	8.949	8.920	46.158	0.310
UC03	113.122	4.405	4.390	19.191	3.630
UC04	89.595	12.050	12.288	54.546	0.707
UC05	974.454	4.489	4.622	27.744	0.025
UC06	424.760	144.016	148.551	435.285	0.548
UC07	26.145	4.254	4.275	16.123	1.033
UC08	4,928.427	396.486	396.099	1,565.763	0.740
UC09	294.112	75.706	75.508	290.712	1.000
UC10	253.635	22.987	22.881	96.265	0.816

Use Case Serving Times (sec.)



# Table of Contents

- Abstract..... 3
- Executive Summary ..... 3
- Table of Contents..... 8
- Clause 0 – Preamble .....10
  - 0.1 TPC Express Benchmark™ AI Overview .....10
- Clause 1 – General Items .....12
  - 1.1 Test Sponsor .....12
  - 1.2 Parameter Settings .....12
  - 1.3 Configuration Diagrams .....12
    - 1.3.1 Measured Configuration.....13
    - 1.3.2 Differences Between the Measured and the Priced Configurations.....13
- Clause 2 – SW Components & Data Distribution .....14
  - 2.1 Roles and Dataset Distribution.....14
  - 2.2 File System Implementation.....14
  - 2.3 Execution Engine, Frameworks, Driver & Libraries .....14
  - 2.4 Applied Patches.....14
- Clause 3 – Workload Related Items.....15
  - 3.1 Hardware & Software Tuning.....15
  - 3.2 Kit Version & Modifications .....15
  - 3.3 Use Case Elapsed Times.....15
  - 3.4 SUT Validation Test Output .....22
  - 3.5 Configuration Parameters .....23
- Clause 4 – SUT Related Items.....24
  - 4.1 Specialized Hardware/Software .....24
  - 4.2 Configuration Files .....24
  - 4.3 SUT Environment Information.....24
  - 4.4 Data Storage to Scale Factor Ratio.....24
  - 4.5 Scale Factor to Memory Ratio.....24
  - 4.6 Output of Tests .....24
  - 4.7 Additional Sponsor Files .....24
  - 4.8 Model Optimizations .....24
- Clause 5 – Metrics and Scale Factor .....25
  - 5.1 Reported Performance Metrics .....25



5.2 Throughput Test Stream Times.....26

Auditor's Information .....27

Third-Party Price Quotes.....30

    Anaconda .....30

Supporting Files Index .....32

# Clause 0 – Preamble

## 0.1 TPC Express Benchmark™ AI Overview

Artificial intelligence (AI) has become a key transformational technology of our times. Advances in neural networks and other machine learning techniques have made it possible to use AI on a variety of use cases. From the public sector to aerospace, defense and academia, new and improved ways to use AI techniques are changing the way we harness data and analytics. This along with advances in compute, interconnect and memory technologies have made possible to solve complicated challenges that will ultimately benefit customers in production datacenter and cloud environments.

Abundant volumes of rich data from text, images, audio and video are the essential starting point for creating a benchmark that would represent the myriad of use cases and customers. TPC Express Benchmark™ AI (TPCx-AI) is created in keeping with the TPC tradition of emulating real world AI scenarios and data science use cases. Unlike most other AI benchmarks, the TPCx-AI uses a diverse dataset and is able to scale across a wide range of scale factors. TPCx-AI may later expand with additional use cases and add additional flexibility for a greater variety of implementations.

The benchmark defines and provides a means to evaluate the System Under Test (SUT) performance as a general-purpose data science system that:

- Generates and processes large volumes of data.
- Trains preprocessed data to produce realistic machine learning models.
- Conducts accurate insights for real-world customer scenarios based on the generated models.
- Can scale to large scale distributed configurations.
- Allows for flexibility in configuration changes to meet the demands of the dynamic AI landscape.

The benchmark models real-life examples of companies and public-sector organizations that use a range of analytics techniques, both AI and more traditional machine learning approaches, as well as the potential application of these techniques in situations like those in which they have already been successfully deployed. In addition, the benchmark measures end to end time to provide insights for individual use cases, as well as throughput metrics to simulate multiuser environments for a given hardware, operating system, and data processing system configuration under a controlled, complex, multi-user AI or machine learning data science workload.

The purpose of TPC benchmarks is to provide relevant, objective performance data to industry users. To achieve that purpose, TPC benchmark specifications require benchmark runs be implemented with systems, products, technologies and pricing that:

- Are generally available to users.
- Are relevant to the market segment that the individual TPC benchmark models or represents (e.g., TPCx-AI models and represents complex, high data volume, decision support environments).
- Would plausibly be implemented.

The TPCx-AI kit is available from the TPC website (see [www.tpc.org/tpcx-ai/](http://www.tpc.org/tpcx-ai/) for more information). Users must sign up and agree to the TPCx-AI End User Licensing Agreement (EULA) to download the kit. All related work (such as collaterals, papers, derivatives) must acknowledge the TPC and include the TPCx-AI copyright. The TPCx-AI kit includes: TPCx-AI Specification document (this document), TPCx-AI Users Guide (README.md) documentation, scripts to set up the benchmark environment, code to execute the benchmark workload, Data Generator, use case related files, and Benchmark Driver.

The use of new systems, products, technologies (hardware or software) and pricing is encouraged so long as they meet the requirements above. Specifically prohibited are benchmark systems, products, technologies or pricing (hereafter referred to as "implementations") whose primary purpose is performance optimization of TPC benchmark results without any corresponding applicability to real-world applications and environments. In other words, all "benchmark special" implementations that improve benchmark results but not real-world performance or pricing, are prohibited.

The rules for pricing are included in the TPC Pricing Specification.

Further information is available at [www.tpc.org](http://www.tpc.org).

## Clause 1 – General Items

### 1.1 Test Sponsor

This benchmark was sponsored by Dell Inc..

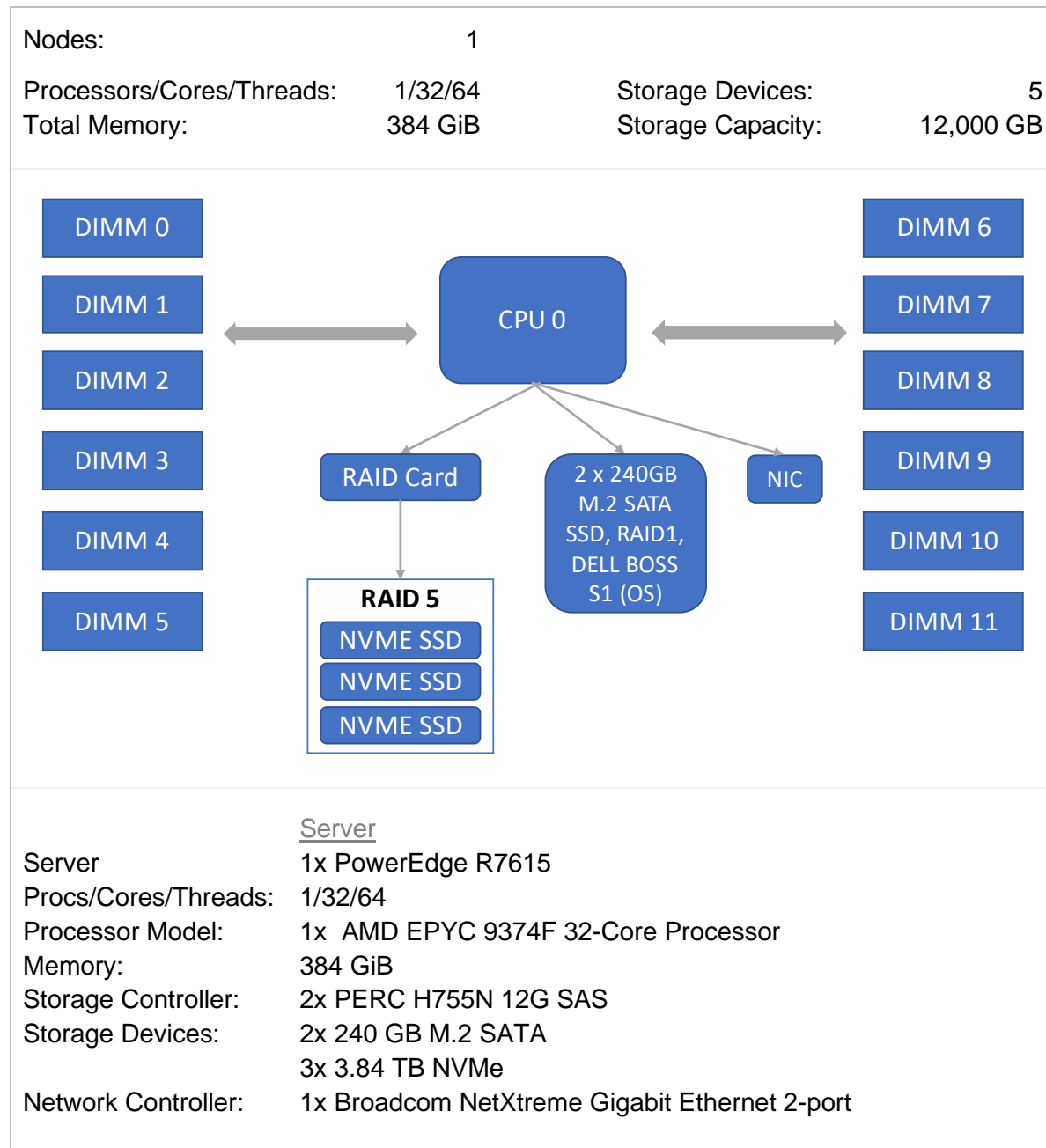
### 1.2 Parameter Settings

The [Supporting Files Archive](#) contains the parameters and options used to configure the components involved in this benchmark.

### 1.3 Configuration Diagrams

The measured configuration diagram is shown below. In addition, any differences between the measured and the priced configurations are described.

### 1.3.1 Measured Configuration



The distribution of software components over server nodes is detailed in [Clause 2](#).

### 1.3.2 Differences Between the Measured and the Priced Configurations

There are no differences between the measured configuration and the priced configuration.

## Clause 2 – SW Components & Data Distribution

### 2.1 Roles and Dataset Distribution

Table 2-1 describes the distribution of the dataset across all media in the SUT.

Server	Host Name	SW Services	Storage	Contents
1x PowerEdge R7615	r7615-02-os	All	2x 240 GB M.2 SATA 3x 3.84 TB NVMe	OS Data

Table 2-1 Software Components and Dataset Distribution

### 2.2 File System Implementation

A local file system provided by Red Hat Enterprise Linux 8.6 / Anaconda3 4.12.0 was used for data generation and the Load Test. The data set was not relocated after generation and before the Load Test.

### 2.3 Execution Engine, Frameworks, Driver & Libraries

Anaconda3 4.12.0 consisted of the following components.

Component	Version
python	3.7.12
setuptools	59.8
pandas	1.2.4
scikit-learn	1.0.2
xgboost	1.5.1
numpy	1.21.6
nose	1.3.7
scipy	1.7.3
statsmodels	0.12.2
patsy	0.5.2
tqdm	4.62
keras	2.10.0
tensorflow	2.10.0
joblib	1.1.0
opencv	4.5.2
pyyaml	6
matplotlib	3.5.0
jinja2	3.0.2
pycryptodome	3.12

Table 2-2 Software Components

For a detailed listing of installed libraries, please see the envInfo logs in the [Supporting Files](#).

### 2.4 Applied Patches

No additional vendor-supported patches were applied to the SUT.

## Clause 3 – Workload Related Items

### 3.1 Hardware & Software Tuning

The [Supporting Files](#) archive contains all hardware and software configuration scripts.

### 3.2 Kit Version & Modifications

Table 3-1 shows the version of the TPCx-AI used to produce this result along with any kit files that were modified to facilitate system, platform, and framework differences.

TPCx-AI Kit Version	1.0.2
<u>Modified File</u>	<u>Description of Changes</u>
tools/python/dataRedundancyInformation.sh See Auditor's Note	Added platform specific data collection.

Table 3-1 Kit Version & Modifications

### 3.3 Use Case Elapsed Times

Below are the elapsed times for each use case. Use cases are grouped based on whether they use Deep Learning or Machine Learning techniques.

Type	UC ID	P1	P2	T1	T2	T3	T4
Deep Learning	2	8.949	8.920	60.932	36.007	34.586	34.810
	5	4.489	4.622	40.991	28.714	17.969	24.732
	9	75.706	75.508	303.855	254.645	259.068	244.321
Machine Learning	1	10.025	10.043	22.041	39.011	24.567	25.389
	3	4.405	4.390	14.320	9.774	19.952	13.114
	4	12.050	12.288	37.822	35.186	34.652	43.420
	6	144.016	148.551	308.395	282.992	332.869	365.500
	7	4.254	4.275	14.679	15.215	11.108	13.786
	8	396.486	396.099	1,669.900	1,913.624	1,884.980	1,908.308
	10	22.987	22.881	63.569	58.731	59.118	57.830

Type	UC ID	T5	T6	T7	T8	T9	T10
Deep Learning	2	77.963	44.748	53.598	40.573	40.413	32.946
	5	31.476	22.527	30.840	32.414	23.962	26.893
	9	240.462	393.091	335.688	337.689	245.616	265.529
Machine Learning	1	16.616	29.396	32.225	25.895	21.435	22.172
	3	27.050	17.784	24.144	9.665	23.169	14.323
	4	81.363	40.275	115.861	36.019	67.897	24.763
	6	576.194	515.850	519.045	605.708	293.931	322.778
	7	17.355	40.492	9.630	12.194	33.497	10.024
	8	1,365.799	1,035.240	1,223.504	1,251.236	1,822.233	1,793.588
	10	103.005	121.256	118.600	152.572	126.683	61.076

Type	UC ID	T11	T12	T13	T14	T15	T16
Deep Learning	2	54.671	41.218	55.821	37.153	47.856	26.523
	5	36.276	22.561	22.681	25.796	32.620	27.833
	9	296.123	236.065	257.000	231.407	352.641	213.477
Machine Learning	1	41.335	64.246	20.167	28.856	41.059	32.601
	3	43.054	17.903	12.880	14.389	17.080	20.365
	4	31.093	41.737	121.672	41.322	56.201	54.240
	6	326.297	321.607	519.961	335.330	674.878	306.692
	7	9.964	16.737	12.605	14.561	24.932	12.899
	8	1,555.348	1,791.751	1,573.387	1,901.527	1,333.953	1,945.338
	10	62.273	166.127	83.210	72.011	77.273	93.939

Type	UC ID	T17	T18	T19	T20	T21	T22
Deep Learning	2	42.562	36.429	36.855	53.998	35.726	36.163
	5	34.112	22.112	26.419	31.105	25.735	23.716
	9	343.570	237.360	241.981	245.632	237.737	249.442
Machine Learning	1	38.518	20.746	31.288	29.329	41.924	32.206
	3	14.995	14.601	24.635	33.932	11.741	12.614
	4	102.119	51.287	32.389	64.526	91.890	39.104
	6	610.027	305.461	357.704	609.458	606.077	290.845
	7	12.330	11.647	15.168	13.806	16.555	13.432
	8	1,235.190	1,852.501	1,830.334	1,578.617	1,528.520	1,853.105
	10	116.699	77.990	76.132	60.842	130.266	80.436



Type	UC ID	T23	T24	T25	T26	T27	T28
Deep Learning	2	63.666	33.172	38.089	54.206	31.306	47.671
	5	24.230	20.626	28.440	22.265	50.883	32.314
	9	397.555	238.725	236.910	363.496	261.094	363.485
Machine Learning	1	75.533	26.851	22.787	53.643	35.046	49.670
	3	12.692	10.247	11.074	21.916	10.573	14.012
	4	39.156	30.132	37.325	45.019	30.302	56.648
	6	308.552	296.561	297.672	597.786	325.453	509.991
	7	14.510	13.173	11.975	15.952	12.439	18.807
	8	1,568.119	1,741.764	1,849.812	1,080.543	1,900.045	1,238.578
	10	151.112	162.626	62.804	122.045	63.601	68.261

Type	UC ID	T29	T30	T31	T32	T33	T34
Deep Learning	2	51.387	64.684	37.511	40.648	58.435	39.574
	5	25.392	18.902	24.043	28.957	24.139	21.682
	9	236.089	241.564	266.073	248.509	303.606	258.241
Machine Learning	1	53.721	26.413	28.860	27.191	27.031	31.012
	3	13.404	43.477	24.787	13.926	10.323	20.589
	4	47.603	87.626	48.473	50.861	42.691	27.037
	6	569.724	286.838	620.946	296.714	572.312	330.522
	7	11.920	19.140	17.868	22.555	14.361	11.023
	8	1,650.200	1,811.416	1,490.450	1,790.390	1,375.229	1,913.857
	10	61.231	66.811	164.076	74.412	64.031	64.741

Type	UC ID	T35	T36	T37	T38	T39	T40
Deep Learning	2	57.282	38.970	55.296	48.526	40.038	69.418
	5	24.596	19.718	30.480	25.469	29.727	24.716
	9	236.600	234.598	229.566	347.285	246.369	399.952
Machine Learning	1	19.439	27.973	29.034	31.215	23.362	32.800
	3	11.903	14.407	11.554	10.702	13.014	43.422
	4	42.422	34.038	44.386	43.673	43.645	75.698
	6	287.796	307.988	591.819	661.198	339.665	496.432
	7	11.791	11.093	10.069	11.185	14.004	12.839
	8	1,777.672	1,816.069	1,540.073	1,318.989	1,905.076	1,332.978
	10	79.932	82.205	130.549	58.798	67.325	111.496

Type	UC ID	T41	T42	T43	T44	T45	T46
Deep Learning	2	50.721	36.544	40.171	65.062	70.923	49.891
	5	30.200	27.619	29.999	25.332	22.522	29.405
	9	337.524	341.111	218.275	342.627	239.781	323.682
Machine Learning	1	86.708	27.261	34.412	29.840	53.398	43.752
	3	18.605	32.138	12.938	30.731	40.315	10.507
	4	28.729	92.936	45.105	41.997	82.440	69.871
	6	572.897	302.850	288.509	612.924	335.429	324.363
	7	10.699	13.504	15.693	15.598	23.747	41.608
	8	1,444.525	1,683.747	1,709.206	1,404.057	1,785.014	1,682.414
	10	98.241	71.393	54.068	77.831	73.726	48.212

Type	UC ID	T47	T48	T49	T50	T51	T52
Deep Learning	2	39.563	67.541	51.482	36.159	53.223	41.442
	5	19.974	39.953	32.543	38.281	29.442	25.102
	9	383.890	223.563	360.801	362.072	269.024	385.421
Machine Learning	1	34.678	29.031	39.743	29.175	14.794	42.187
	3	10.033	36.034	20.647	46.046	22.124	16.998
	4	33.960	64.279	123.616	95.515	34.003	64.679
	6	570.121	544.327	471.961	495.881	289.670	311.965
	7	9.458	16.982	9.273	25.982	10.402	38.294
	8	1,406.449	1,414.804	1,373.002	1,098.292	1,895.714	1,445.398
	10	60.477	158.609	80.781	84.078	116.023	132.247

Type	UC ID	T53	T54	T55	T56	T57	T58
Deep Learning	2	40.303	38.080	32.670	53.365	39.077	42.525
	5	32.742	20.254	39.051	28.403	22.608	21.518
	9	224.052	256.813	347.242	352.570	376.479	227.290
Machine Learning	1	47.420	45.002	68.214	16.892	29.811	31.634
	3	14.360	15.015	20.786	17.054	18.749	13.603
	4	58.493	32.316	62.213	58.972	48.925	37.701
	6	614.817	323.291	458.325	490.677	496.171	325.172
	7	15.734	15.916	19.206	18.662	31.521	11.207
	8	1,564.326	1,878.362	1,097.428	1,254.063	1,258.606	1,725.404
	10	69.702	75.395	132.307	90.279	57.014	136.166

Type	UC ID	T59	T60	T61	T62	T63	T64
Deep Learning	2	33.912	69.622	55.182	60.481	50.955	38.684
	5	16.067	32.955	25.774	24.018	38.511	30.744
	9	372.682	247.042	244.546	367.868	238.393	344.454
Machine Learning	1	29.618	28.127	53.030	25.484	83.987	48.101
	3	16.233	10.506	10.185	9.103	21.959	53.022
	4	31.228	45.892	49.690	48.811	59.938	47.598
	6	603.183	306.666	308.280	587.939	544.239	579.672
	7	11.346	12.186	9.059	10.798	20.117	24.132
	8	1,394.976	1,754.755	1,791.393	1,126.834	1,574.778	1,156.523
	10	82.193	76.860	148.532	132.491	66.704	105.251

Type	UC ID	T65	T66	T67	T68	T69	T70
Deep Learning	2	47.351	44.367	47.830	47.561	36.968	36.455
	5	39.582	29.135	22.857	22.294	24.589	29.735
	9	372.336	410.976	244.035	239.989	409.848	254.153
Machine Learning	1	30.411	32.735	76.418	30.640	55.265	30.360
	3	14.162	7.487	15.964	15.796	9.541	9.864
	4	101.447	41.012	38.261	36.554	27.631	50.198
	6	485.352	328.528	526.226	489.829	319.304	580.526
	7	16.629	15.420	9.269	12.714	7.998	14.158
	8	1,097.969	1,695.935	1,316.287	1,714.814	1,483.108	1,643.560
	10	98.353	131.547	121.570	132.206	114.326	83.048

Type	UC ID	T71	T72	T73	T74	T75	T76
Deep Learning	2	40.868	47.113	43.147	38.184	53.837	60.096
	5	20.288	32.274	24.613	26.051	26.883	26.527
	9	259.609	239.930	389.594	240.051	357.088	251.021
Machine Learning	1	28.083	37.306	25.124	21.495	27.117	49.587
	3	15.257	13.763	17.848	14.136	19.940	34.127
	4	30.124	47.110	27.626	42.410	74.810	41.361
	6	318.013	282.476	308.764	347.760	540.579	544.745
	7	12.063	10.454	17.703	9.873	10.068	22.756
	8	1,877.230	1,913.386	1,706.354	1,932.059	1,350.827	1,428.035
	10	78.425	60.167	63.515	62.115	79.063	134.160

Type	UC ID	T77	T78	T79	T80	T81	T82
Deep Learning	2	39.534	52.009	40.286	50.337	37.181	38.177
	5	31.745	21.114	31.220	32.541	30.728	22.303
	9	250.667	241.034	259.381	366.040	287.005	247.287
Machine Learning	1	19.955	60.551	29.350	43.447	40.743	67.300
	3	11.770	15.692	10.353	24.825	13.762	35.224
	4	59.270	49.568	37.124	40.442	59.269	106.052
	6	289.498	302.879	544.442	549.383	266.728	302.880
	7	17.305	22.641	11.115	14.710	28.028	13.330
	8	1,769.849	1,705.802	1,626.530	1,234.609	1,651.847	1,647.329
	10	60.815	168.761	125.313	211.658	84.982	92.647

Type	UC ID	T83	T84	T85	T86	T87	T88
Deep Learning	2	39.754	54.344	36.653	40.440	40.152	48.902
	5	18.182	40.509	22.654	20.192	22.256	25.355
	9	244.412	337.911	241.545	258.597	224.240	408.434
Machine Learning	1	90.445	66.678	69.748	67.696	41.124	47.334
	3	14.295	17.604	16.148	10.774	25.629	27.739
	4	88.136	42.425	42.269	63.156	59.873	102.088
	6	514.558	318.579	318.812	481.136	312.025	507.973
	7	12.346	18.197	17.831	24.899	27.812	15.844
	8	1,404.303	1,683.671	1,853.931	1,572.389	1,750.599	1,085.489
	10	79.606	62.834	53.947	166.193	154.691	112.690

Type	UC ID	T89	T90	T91	T92	T93	T94
Deep Learning	2	47.424	49.347	48.587	62.698	49.229	31.341
	5	29.610	35.756	30.458	22.896	35.300	33.378
	9	245.356	235.057	297.833	338.876	319.282	246.099
Machine Learning	1	36.412	36.908	30.407	66.593	39.239	84.459
	3	40.399	14.952	44.440	27.094	25.349	26.645
	4	55.332	87.121	88.142	37.919	66.650	89.067
	6	511.004	589.603	509.108	548.637	585.992	571.246
	7	14.672	9.063	14.553	16.435	17.250	14.378
	8	1,397.474	1,517.202	1,307.466	1,330.346	1,258.714	1,433.748
	10	65.943	97.823	73.754	198.076	111.843	129.777

Type	UC ID	T95	T96	T97	T98	T99	T100
Deep Learning	2	49.323	52.857	35.793	40.622	45.698	52.335
	5	28.859	32.225	25.251	25.885	32.687	27.351
	9	244.081	394.857	364.865	237.742	344.027	248.574
Machine Learning	1	36.783	45.261	77.005	20.161	27.520	23.084
	3	12.906	14.910	15.657	15.707	8.638	19.554
	4	48.241	38.278	27.300	43.023	37.435	97.425
	6	531.101	621.080	317.253	267.414	552.093	298.108
	7	8.386	10.386	12.494	22.240	13.108	37.690
	8	1,679.892	1,224.548	1,637.560	1,756.535	1,335.692	1,681.853
	10	82.597	97.429	56.957	53.339	151.497	70.535

Table 3-2 Use Case Elapsed Times

### 3.4 SUT Validation Test Output

<u>Validation Run Report</u>			
AIUCpm@1	285.41	T <sub>Load</sub>	0.43
Scale Factor	1	T <sub>LD</sub>	0.43
Streams	100	T <sub>PTT</sub>	30.28
Kit Version	1.0.2	T <sub>PST1</sub>	3.58
Execution Status	Pass	T <sub>PST2</sub>	3.60
Accuracy Status	Pass	T <sub>PST</sub>	3.60
		T <sub>TT</sub>	0.41
Test Times			
Overall Run Start Time	2022-10-21 14:01:13.793		
Overall Run End Time	2022-10-21 14:36:42.154		
Overall Run Elapsed Time	2,128.361		
Load Test Start Time	2022-10-21 14:02:26.207		
Load Test End Time	2022-10-21 14:02:26.655		
Load Test Elapsed Time	0.448		
Power Training Start Time	2022-10-21 14:02:26.658		
Power Training End Time	2022-10-21 14:24:10.461		
Power Training Elapsed Time	1,303.803		
Power Serving 1 Start Time	2022-10-21 14:24:10.464		
Power Serving 1 End Time	2022-10-21 14:25:39.364		
Power Serving 1 Elapsed Time	88.900		
Power Serving 2 Start Time	2022-10-21 14:25:39.367		
Power Serving 2 End Time	2022-10-21 14:27:09.802		
Power Serving 2 Elapsed Time	90.435		
Scoring Start Time	2022-10-21 14:27:45.198		
Scoring End Time	2022-10-21 14:29:43.560		
Scoring Elapsed Time	118.362		
Throughput Start Time	2022-10-21 14:29:43.583		
Throughput End Time	2022-10-21 14:36:42.151		
Throughput Elapsed Time	418.568		
(continued on next page)			

Validation Run Report (continued)

Accuracy Metrics					
Use Case	Metric Name	Metric	Criteria	Threshold	Status
1	N/A	0.000	N/A	0.00	Pass
2	word_error_rate	0.293	<=	0.50	Pass
3	mean_squared_log_error	4.601	<=	5.40	Pass
4	f1_score	0.701	>=	0.65	Pass
5	mean_squared_log_error	0.013	<=	0.50	Pass
6	matthews_corrcoef	0.462	>=	0.19	Pass
7	median_absolute_error	0.896	<=	1.80	Pass
8	accuracy_score	0.717	>=	0.65	Pass
9	accuracy_score	1.000	>=	0.90	Pass
10	accuracy_score	0.817	>=	0.70	Pass

### 3.5 Configuration Parameters

The [Supporting Files](#) archive contains all Global Benchmark Parameter and Use Case Specific Parameter settings.

## Clause 4 – SUT Related Items

### 4.1 Specialized Hardware/Software

No Specialized Hardware/Software was used in the SUT.

### 4.2 Configuration Files

The [Supporting Files](#) archive contains all configuration files.

### 4.3 SUT Environment Information

All envInfo.log files are included in the [Supporting Files](#) archive.

### 4.4 Data Storage to Scale Factor Ratio

The details of the Data Storage Ratio are provided below.

Node Count	Disks	Size (GB)	Total (GB)
1	2	240	480
1	3	3,840	11,520

Total Storage (GB)	12,000
Scale Factor	10
Data Storage Ratio	1,200.00

### 4.5 Scale Factor to Memory Ratio

The details of the Memory to Scale Factor Ratio are provided below.

Nodes	Memory (GiB)	Total (GiB)
1	384	384

Scale Factor	10
Total Memory (GiB)	384
SF / Memory Ratio	0.03

### 4.6 Output of Tests

The [Supporting Files](#) archive contains the output files of all tests.

### 4.7 Additional Sponsor Files

The [Supporting Files](#) archive contains any additional files that were used.

### 4.8 Model Optimizations

The [Supporting Files](#) archive contains any model optimization files that were used.



## Clause 5 – Metrics and Scale Factor

### 5.1 Reported Performance Metrics

#### Metric Overview

TPCx-AI Performance Metric	425.31	AIUCpm@10
TPCx-AI Price/Performance Metric	113.83	\$/AIUCpm@10
TPCx-AI Scale Factor	10	
TPCx-AI Stream Count	100	

#### Test Times

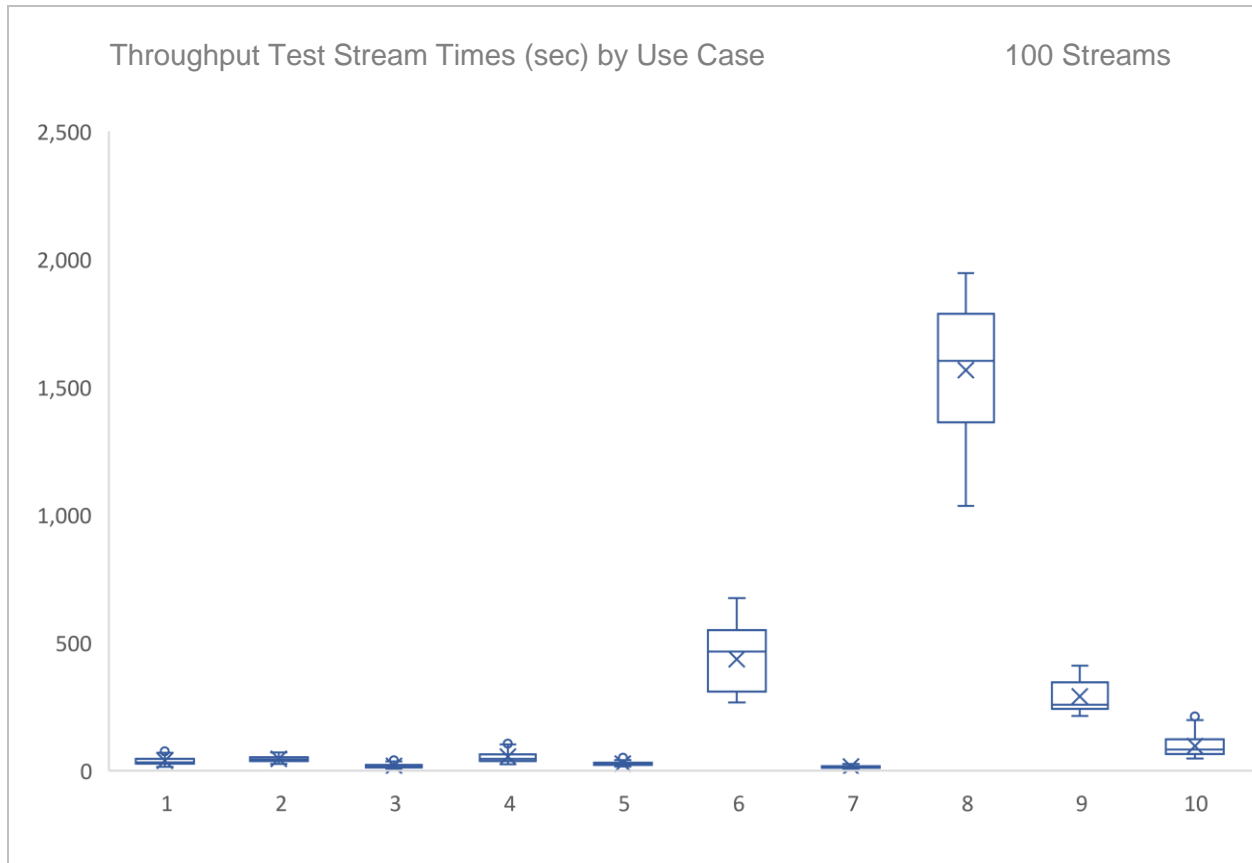
Overall Run Start Time	2022-10-21 14:38:51.192
Overall Run End Time	2022-10-21 18:27:53.971
Overall Run Elapsed Time	13,742.779
Load Test Start Time	2022-10-21 14:40:48.611
Load Test End Time	2022-10-21 14:40:50.917
Load Test Elapsed Time	2.306
Power Training Start Time	2022-10-21 14:40:50.920
Power Training End Time	2022-10-21 17:16:19.654
Power Training Elapsed Time	9,328.734
Power Serving 1 Start Time	2022-10-21 17:16:19.657
Power Serving 1 End Time	2022-10-21 17:27:43.130
Power Serving 1 Elapsed Time	683.473
Power Serving 2 Start Time	2022-10-21 17:27:43.134
Power Serving 2 End Time	2022-10-21 17:39:10.814
Power Serving 2 Elapsed Time	687.680
Scoring Start Time	2022-10-21 17:39:47.609
Scoring End Time	2022-10-21 17:42:05.874
Scoring Elapsed Time	138.265
Throughput Start Time	2022-10-21 17:42:05.897
Throughput End Time	2022-10-21 18:27:53.968
Throughput Elapsed Time	2,748.071

Accuracy Metrics

Use Case	Metric Name	Metric	Criteria	Threshold	Status
1	N/A	0.000	N/A	0.00	Pass
2	word_error_rate	0.310	<=	0.50	Pass
3	mean_squared_log_error	3.630	<=	5.40	Pass
4	f1_score	0.707	>=	0.65	Pass
5	mean_squared_log_error	0.025	<=	0.50	Pass
6	matthews_corrcoef	0.548	>=	0.19	Pass
7	median_absolute_error	1.033	<=	1.80	Pass
8	accuracy_score	0.740	>=	0.65	Pass
9	accuracy_score	1.000	>=	0.90	Pass
10	accuracy_score	0.816	>=	0.70	Pass

## 5.2 Throughput Test Stream Times

The following chart shows the minimum, 1<sup>st</sup> quartile, median, mean (X), 3<sup>rd</sup> quartile, and maximum stream times by use case for the Throughput Test. Outliers are marked with “o”.



## Auditor's Information

This benchmark was audited by Doug Johnson, InfoSizing.

[www.sizing.com](http://www.sizing.com)  
63 Lourdes Drive  
Leominster, MA 01453  
978-343-6562.

This benchmark's Full Disclosure Report can be downloaded from [www.tpc.org](http://www.tpc.org).

A copy of the auditor's attestation letter is included in the next two pages.



Nicholas Wakou  
 Dell Inc.  
 701 E. Parmer Ln. Bld. 2  
 Austin, TX 78753

November 8, 2022

I verified the TPC Express Benchmark™ AI v1.0.2 performance of the following configuration:

Platform: 1x Dell PowerEdge R7615  
 Operating System: Red Hat Enterprise Linux 8.6  
 Additional Software: Anaconda3 4.12.0

The results were:

**Performance Metric 425.31 AIUCpm@10**

Secondary Metrics	T <sub>LD</sub>	2.29
	T <sub>PTT</sub>	316.80
	T <sub>PST</sub>	19.89
	T <sub>TT</sub>	2.74

**System Under Test 1x Dell PowerEdge R7615 with:**

CPU	1x AMD EPYC 9374F 32-Core Processor		
Memory	384 GiB		
Storage	<b>Qty</b>	<b>Size</b>	<b>Type</b>
	2	240 GB	M.2 SATA
	3	3.84 TB	NVMe

In my opinion, these performance results were produced in compliance with the TPC requirements for the benchmark.

The following verification items were given special attention:

- All TPC-provided components were verified to be v1.0.2.
- All checksums were validated for compliance.
- Any modifications to shell scripts were reviewed for compliance.
- No modifications were made to any of the Java code.
- The generated dataset was properly scaled to 10 GB.

63 Lourdes Dr. | Leominster, MA 01453 | 978-343-6562 | www.sizing.com

- The generated dataset used for testing was protected by RAID 5.
- The elapsed times for all phases and runs were correctly measured and reported.
- The Storage and Memory Ratios were correctly calculated and reported.
- The system pricing was verified for major components and maintenance.
- The major pages from the FDR were verified for accuracy.

Additional Audit Notes:

Two files were erroneously reported as having incorrect checksums. This is due to a minor issue in the TPC-provided kit. The TPCx-AI Subcommittee is aware of this and will correct it in a future release of the kit.

Respectfully Yours,



Doug Johnson, Certified TPC Auditor

63 Lourdes Dr. | Leominster, MA 01453 | 978-343-6562 | [www.sizing.com](http://www.sizing.com)

# Third-Party Price Quotes

## Anaconda



### ORDER FORM

**Anaconda, Inc.**  
 1108 Lavaca Street, Ste. 110-645  
 Austin, TX 78701  
 Phone: (512) 222-5440

**Order Form #:** Q-05996-1  
**Date:** 11/3/2022  
**Expires On:** 3/17/2023  
**Payment Terms:** Net 30  
**Subscription Term:** 12 months

**Prepared For:**  
 Mohan Rakkam  
 (512) 723-3412  
 mohan\_rokkam@dell.com

**Bill To:**  
 Dell  
 1 Dell Way  
 Round Rock, TX 78682  
 United States

**Ship To:**  
 Dell  
 1 Dell Way  
 Round Rock, TX 78682  
 United States

Subscriptions

PRODUCT	Year	QTY	SKU	DESCRIPTION	UNIT PRICE	EXTENDED UNIT PRICE	EXTENDED PRICE
Anaconda Professional User License	Year 1	40	SFT.PRO-USER	Individual user license for Anaconda Professional	\$250.00	\$10,000.00	\$10,000.00
<b>Subscriptions SUBTOTAL:</b>							\$10,000.00
<b>Subscriptions TOTAL:</b>							\$10,000.00

**Grand Total:** \$10,000.00

**Order Form Notes**

This quote for the Anaconda software repository includes:

1 Year Tier 1 Support

1 Year Tier 2 Support

Anaconda3 (Anaconda3-2022.05-Linux-x86\_64)

Conda Version 4.12.0

Python Version 3.7.12

Setuptools Version 59.8

Pandas Version 1.2.4

Scikit-learn Version 1.0.2

Xgboost Version 1.5.1  
 Numpy Version 1.21.6  
 Nose Version 1.3.7  
 Scipy Version 1.7.3  
 Statsmodels Version 0.12.2  
 Patsy Version 0.5.2  
 Tqdm Version 4.62  
 Keras Version 2.10.0  
 Tensorflow Version 2.10.0  
 Joblib Version 1.1.0  
 Opencv Version 4.5.2  
 Pyyaml Version 6  
 Matplotlib Version 3.5.0  
 Jinja2 Version 3.0.2  
 Pycryptodome Version 3.12Z  
 Please contact Anaconda with any questions:  
 Edward Schneider  
 eschneider@anaconda.com

Terms and Conditions

1. This **Order Form** is subject to the terms and conditions found at <https://www.anaconda.com/anaconda-master-subscription-agreement> and/or any other similar master terms and conditions negotiated and currently in effect between Anaconda, Inc. ("Anaconda") and Customer, as applicable (the "Agreement"). In the event Customer's subscription comes with Support Services, these services are bound by the Anaconda Support Policy found at <https://www.anaconda.com/anaconda-support-and-maintenance-policy>, unless otherwise stated in the agreement.
2. Any **changes** to this Order Form or the Agreement shall be effective only in a writing that has been properly executed by both Anaconda and Customer. Similarly, any pre-printed terms and/or conditions included with or attached to any Customer purchase order shall be null and void, and no reference to, or delivery of, any of Anaconda's products, services, or information to Customer following receipt of any purchase order shall be deemed an acknowledgment of, or an agreement to, any terms or conditions associated with any such purchase order.
3. This Order Form will renew in accordance with the terms of the Agreement.

IN WITNESS HEREOF, the parties, acting through their authorized representative and intending to be bound, have executed this Order Form to be effective as of the Effective Date.

Anaconda, Inc.	Customer	Dell
Signature	Signature	
Name	Name	
Title	Title	
Date	Date	

# Supporting Files Index

The Supporting Files archive for this disclosure contains the following structure.

Supporting Files Directory	Description
CheckIntegrity/...	Output of CHECK_INTEGRITY test (if the phase is not done as part of the Validation and Performance Test).
PerformanceTest/...	Performance Test output files.
ValidationTest/...	Validation Test output files.
Additional files used by Dell	
Sponsor/ModelOptimization/...	Details of model optimization.
Sponsor/ModifiedKitFiles/...	1 modified file(s). See Auditor's Note.
Sponsor/Tuning/...	All tuning files used.