

# TPC Express Benchmark™ AI Full Disclosure Report

## Dell PowerEdge R7615

with 1x PowerEdge R7615

using

Anaconda3 4.12.0

running on

Red Hat Enterprise Linux 8.6

TPCx-AI Version  
Report Edition  
Report Submitted

1.0.2  
First  
November 10, 2022

**First Edition - November 2022**

*Dell Inc. (Dell), the Sponsor of this benchmark test, believes that the information in this document is accurate as of the publication date. The information in this document is subject to change without notice. The Sponsor assumes no responsibility for any errors that may appear in this document.*

*The pricing information in this document is believed to accurately reflect the current prices as of the publication date. However, the Sponsor provides no warranty of the pricing information in this document.*

*Benchmark results are highly dependent upon workload, specific application requirements, and system design and implementation. Relative system performance will vary because of these and other factors. Therefore, TPC Express Benchmark™ AI should not be used as a substitute for a specific customer application benchmark when critical capacity planning and/or product evaluation decisions are contemplated.*

*All performance data contained in this report was obtained in a rigorously controlled environment. Results obtained in other operating environments may vary significantly. No warranty of system performance or price/performance is expressed or implied in this report.*

*Dell and the Dell Logo are trademarks of Dell Inc. and/or its affiliates in the U.S. and other countries. Third party trademarks mentioned are the property of their respective owners. The use of the word partner does not imply a partnership relationship between Dell and any other company.*

*TPC Express Benchmark™ AI, TPCx-AI, and AIUCpm@3, are registered certification marks of the Transaction Processing Performance Council.*

*The Dell products, services or features identified in this document may not yet be available or may not be available in all areas and may be subject to change without notice. Consult your local Dell business contact for information on the products or services available in your area. You can find additional information via Dell's web site at [www.dell.com](http://www.dell.com). Actual performance and environmental costs of Dell products will vary depending on individual customer configurations and conditions.*

**Copyright© 2022 Dell Inc.**

*All rights reserved. Permission is hereby granted to reproduce this document in whole or in part provided the copyright notice printed above is set forth in full text or on the title page of each item reproduced.*

# Abstract

Dell conducted the TPC Express Benchmark™ AI (TPCx-AI) on the Dell PowerEdge R7615. The software used included Anaconda3 4.12.0. This report provides full disclosure of the results. All testing was conducted in conformance with the requirements of the TPCx-AI Standard Specification, Revision 1.0.2.

## Configuration Overview


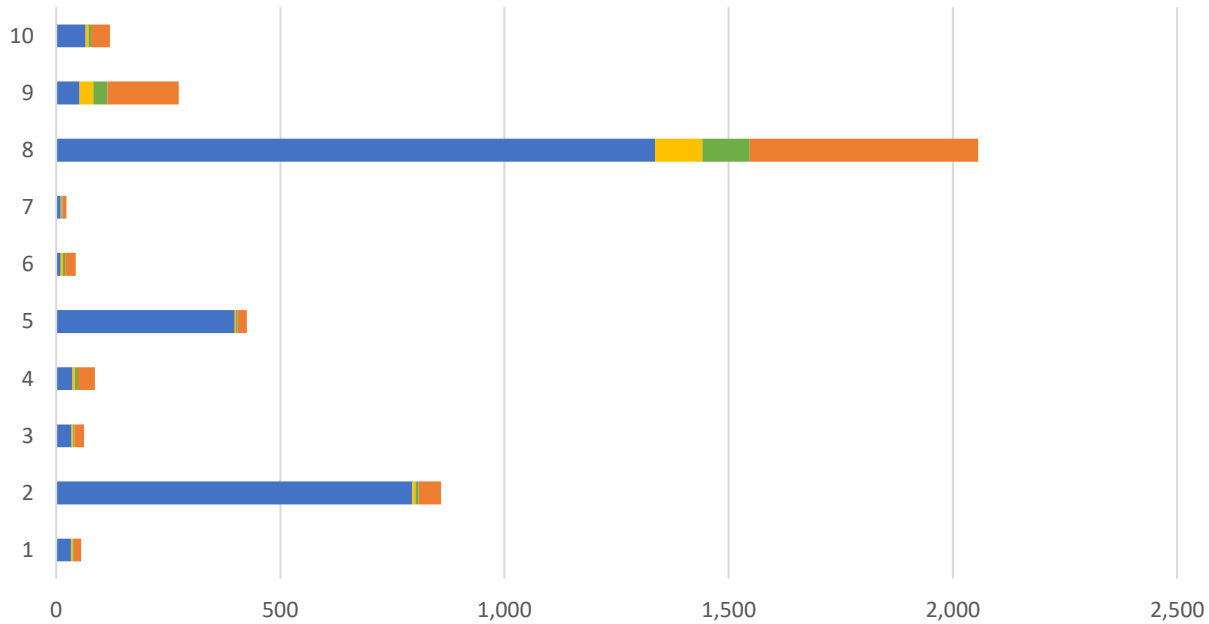
Test Sponsor	Node(s)	Operating System
Dell	1x PowerEdge R7615 (Server)	Red Hat Enterprise Linux 8.6


## Metrics Overview


Total System Cost	Performance	Price/Performance	Availability Date
\$48,412 USD	408.36 AIUCpm@3	118.56 USD \$/AIUCpm@3	February 22, 2023

# Executive Summary

The [Executive Summary](#) follows on the next several pages.

		<h2 style="text-align: center;">Dell PowerEdge R7615</h2>		TPCx-AI 1.0.2 TPC Pricing 2.8.0 Report Date Nov. 10, 2022																																																							
TPCx-AI Performance <b>408.36 AIUCpm@3</b>	Total System Cost <b>\$48,412 USD</b>	Price/Performance <b>\$118.56 USD/AIUCpm@3</b>	Availability Date <b>February 22, 2023</b>																																																								
Framework Anaconda3 4.12.0	Operating System Red Hat Enterprise Linux 8.6	Other Software N/A	Scale Factor 3	Streams 100																																																							
<h3 style="text-align: center;">Use Case Time (sec.) by Phase</h3> <div style="text-align: right; margin-bottom: 5px;"> <span style="color: blue;">■</span> Training                        <span style="color: yellow;">■</span> Serving 1                        <span style="color: green;">■</span> Serving 2                        <span style="color: orange;">■</span> Throughput (Avg)                 </div>  <table border="1" style="display: none;"> <caption>Approximate Use Case Time (sec.) by Phase</caption> <thead> <tr> <th>Phase</th> <th>Training (sec)</th> <th>Serving 1 (sec)</th> <th>Serving 2 (sec)</th> <th>Throughput (Avg) (sec)</th> </tr> </thead> <tbody> <tr><td>1</td><td>50</td><td>10</td><td>10</td><td>10</td></tr> <tr><td>2</td><td>750</td><td>10</td><td>10</td><td>10</td></tr> <tr><td>3</td><td>50</td><td>10</td><td>10</td><td>10</td></tr> <tr><td>4</td><td>50</td><td>10</td><td>10</td><td>10</td></tr> <tr><td>5</td><td>450</td><td>10</td><td>10</td><td>10</td></tr> <tr><td>6</td><td>50</td><td>10</td><td>10</td><td>10</td></tr> <tr><td>7</td><td>50</td><td>10</td><td>10</td><td>10</td></tr> <tr><td>8</td><td>1350</td><td>100</td><td>100</td><td>500</td></tr> <tr><td>9</td><td>50</td><td>10</td><td>10</td><td>100</td></tr> <tr><td>10</td><td>50</td><td>10</td><td>10</td><td>10</td></tr> </tbody> </table>					Phase	Training (sec)	Serving 1 (sec)	Serving 2 (sec)	Throughput (Avg) (sec)	1	50	10	10	10	2	750	10	10	10	3	50	10	10	10	4	50	10	10	10	5	450	10	10	10	6	50	10	10	10	7	50	10	10	10	8	1350	100	100	500	9	50	10	10	100	10	50	10	10	10
Phase	Training (sec)	Serving 1 (sec)	Serving 2 (sec)	Throughput (Avg) (sec)																																																							
1	50	10	10	10																																																							
2	750	10	10	10																																																							
3	50	10	10	10																																																							
4	50	10	10	10																																																							
5	450	10	10	10																																																							
6	50	10	10	10																																																							
7	50	10	10	10																																																							
8	1350	100	100	500																																																							
9	50	10	10	100																																																							
10	50	10	10	10																																																							
Physical Storage / Scale Factor <b>4,000.00</b>	Scale Factor / Physical Memory <b>0.01</b>	Main Data Redundancy Model <b>RAID 5</b>																																																									
Servers: Total Processors/Cores/Threads	1 1 / 32 / 64																																																										
Server Type Processors Memory Storage Controller Storage Device Network Controller	1x PowerEdge R7615 (Server) 1x AMD EPYC 9374F 32-Core Processor 384 GiB 2x PERC H755N 12G SAS 2x 240 GB M.2 SATA 3x 3.84 TB NVMe 1x Broadcom NetXtreme Gigabit Ethernet 2-port																																																										

		<h1 style="margin: 0;">Dell PowerEdge R7615</h1>		TPCx-AI 1.0.2 TPC Pricing 2.8.0 Report Date Nov. 10, 2022																																																																																																																																																																																																																																																																																																																																																
<table border="1" style="width: 100%; border-collapse: collapse;"> <thead> <tr> <th style="text-align: left;">Description</th> <th style="text-align: left;">Part Number</th> <th style="text-align: left;">Source</th> <th style="text-align: left;">List Price</th> <th style="text-align: left;">Qty</th> <th style="text-align: left;">Extended Price</th> <th style="text-align: left;">1-Yr. Maintenance</th> </tr> </thead> <tbody> <tr> <td colspan="7"><b>Hardware</b></td> </tr> <tr> <td>PowerEdge R7615 Server</td> <td>210-BFVW</td> <td>1</td> <td>\$56,625.00</td> <td>1</td> <td>\$56,625.00</td> <td></td> </tr> <tr> <td>2.5 Chassis</td> <td>379-BDTF</td> <td>1</td> <td>0</td> <td>1</td> <td></td> <td></td> </tr> <tr> <td>NVMe Backplane</td> <td>379-BDSX</td> <td>1</td> <td>0</td> <td>1</td> <td></td> <td></td> </tr> <tr> <td>Trusted Platform Module 2.0 V3</td> <td>461-AAIM</td> <td>1</td> <td>0</td> <td>1</td> <td></td> <td></td> </tr> <tr> <td>C3-3 8x U.2 G4 RAID</td> <td>321-BIFE</td> <td>1</td> <td>0</td> <td>1</td> <td></td> <td></td> </tr> <tr> <td>AMD EPYC 9374F 3.85GHz, 32C/64T, 256M Cache (320W) DDR5-4800</td> <td>338-CGXD</td> <td>1</td> <td>0</td> <td>1</td> <td></td> <td></td> </tr> <tr> <td>Standard Heatsink</td> <td>412-AASE</td> <td>1</td> <td>0</td> <td>1</td> <td></td> <td></td> </tr> <tr> <td>Performance Optimized</td> <td>370-AAIP</td> <td>1</td> <td>0</td> <td>1</td> <td></td> <td></td> </tr> <tr> <td>4800MT/s RDIMMs</td> <td>370-AHCL</td> <td>1</td> <td>0</td> <td>1</td> <td></td> <td></td> </tr> <tr> <td>32GB RDIMM, 4800MT/s Dual Rank</td> <td>370-AGZP</td> <td>1</td> <td>0</td> <td>12</td> <td></td> <td></td> </tr> <tr> <td>Unconfigured RAID</td> <td>780-BCDS</td> <td>1</td> <td>0</td> <td>1</td> <td></td> <td></td> </tr> <tr> <td>PERC H755N Front</td> <td>405-AAZE</td> <td>1</td> <td>0</td> <td>2</td> <td></td> <td></td> </tr> <tr> <td>3.84TB Data Center NVMe ReadIntensive AG Drive U2 Gen4 with Carrier</td> <td>400-BMTN</td> <td>1</td> <td>0</td> <td>3</td> <td></td> <td></td> </tr> <tr> <td>Performance BIOS Settings</td> <td>384-BBBL</td> <td>1</td> <td>0</td> <td>1</td> <td></td> <td></td> </tr> <tr> <td>High Performance Fan</td> <td>750-AAWT</td> <td>1</td> <td>0</td> <td>1</td> <td></td> <td></td> </tr> <tr> <td>Dual, Hot-Plug, Power Supply Redundant (1+1), 1400W, Mixed Mode</td> <td>450-AJHG</td> <td>1</td> <td>0</td> <td>1</td> <td></td> <td></td> </tr> <tr> <td>Jumper Cord - C13/C14, 4M, 250V, 12A (North America, Guam, North Marianas, Philippines, Samoa)</td> <td>492-BBDV</td> <td>1</td> <td>0</td> <td>2</td> <td></td> <td></td> </tr> <tr> <td>Riser Config 2, 2 x 16 FH + 2 x 16 LP PCIe slot</td> <td>330-BBNL</td> <td>1</td> <td>0</td> <td>1</td> <td></td> <td></td> </tr> <tr> <td>Broadcom 5720 Dual Port 1GbE Optional LOM</td> <td>540-BDKD</td> <td>1</td> <td>0</td> <td>1</td> <td></td> <td></td> </tr> <tr> <td>PowerEdge R7615 Motherboard</td> <td>329-BHOH</td> <td>1</td> <td>0</td> <td>1</td> <td></td> <td></td> </tr> <tr> <td>BOSS-S2 controller card + with 2 M.2 240GB (RAID 1)</td> <td>403-BCMG</td> <td>1</td> <td>0</td> <td>1</td> <td></td> <td></td> </tr> <tr> <td>iDRAC9, Enterprise 15G</td> <td>385-BBOT</td> <td>1</td> <td>0</td> <td>1</td> <td></td> <td></td> </tr> <tr> <td>PowerEdge 2U Standard Bezel</td> <td>350-BBWP</td> <td>1</td> <td>0</td> <td>1</td> <td></td> <td></td> </tr> <tr> <td>Keyboard and Optical Mouse, USB, Black, English</td> <td>570-AAKV, 580-ADJC</td> <td>1</td> <td>0</td> <td>1</td> <td></td> <td></td> </tr> <tr> <td>No Quick Sync</td> <td>350-BBKU</td> <td>1</td> <td>0</td> <td>1</td> <td></td> <td></td> </tr> <tr> <td>iDRAC, Legacy Password</td> <td>379-BCSG</td> <td>1</td> <td>0</td> <td>1</td> <td></td> <td></td> </tr> <tr> <td>iDRAC Group Manager, Enabled</td> <td>379-BCQV</td> <td>1</td> <td>0</td> <td>1</td> <td></td> <td></td> </tr> <tr> <td><b>Red Hat Enterprise Linux 8.6 (Ootpa), kernel 4.18.0-372.9.1.el8.x86_64</b></td> <td>605-BBFL</td> <td>1</td> <td>0</td> <td>1</td> <td></td> <td></td> </tr> <tr> <td>No Media Required</td> <td>605-BBFN</td> <td>1</td> <td>0</td> <td>1</td> <td></td> <td></td> </tr> <tr> <td>ReadyRails Sliding Rails</td> <td>770-BBBQ</td> <td>1</td> <td>0</td> <td>1</td> <td></td> <td></td> </tr> <tr> <td>No Internal Optical Drive</td> <td>429-AAIQ</td> <td>1</td> <td>0</td> <td>1</td> <td></td> <td></td> </tr> <tr> <td>No Systems Documentation, No OpenManage DVD Kit</td> <td>631-AACK</td> <td>1</td> <td>0</td> <td>1</td> <td></td> <td></td> </tr> <tr> <td>PowerEdge R7615 Shipping</td> <td>340-CMZG</td> <td>1</td> <td>0</td> <td>1</td> <td></td> <td></td> </tr> <tr> <td>PowerEdge R7615 Ship Material</td> <td>340-CODN</td> <td>1</td> <td>0</td> <td>1</td> <td></td> <td></td> </tr> <tr> <td>PowerEdge R7615 No CE or CCC Marking</td> <td>343-BBPP</td> <td>1</td> <td>0</td> <td>1</td> <td></td> <td></td> </tr> <tr> <td>US Order</td> <td>332-1286</td> <td>1</td> <td>0</td> <td>1</td> <td></td> <td></td> </tr> <tr> <td>Dell Hardware Limited Warranty Plus On-Site Service</td> <td>828-3901</td> <td>1</td> <td>200</td> <td>1</td> <td></td> <td>\$200.00</td> </tr> <tr> <td>ProSupport Mission Critical: 4-Hour 7x24 On-Site Service with Emergency Dispatch 3 Years</td> <td>828-3855</td> <td>1</td> <td>1383</td> <td>1</td> <td></td> <td>\$1,383.00</td> </tr> <tr> <td>ProSupport Mission Critical: 7x24 HW / SW Technical Support and Assistance 3 Years</td> <td>828-3847</td> <td>1</td> <td>717</td> <td>1</td> <td></td> <td>\$717.00</td> </tr> <tr> <td>Dell 24 Monitor</td> <td>210-AIWG</td> <td>1</td> <td>169.99</td> <td>1</td> <td>\$169.99</td> <td></td> </tr> <tr> <td></td> <td></td> <td></td> <td style="text-align: right;"><b>Subtotal</b></td> <td></td> <td>\$56,794.99</td> <td>\$2,300.00</td> </tr> <tr> <td colspan="7"><b>Software</b></td> </tr> <tr> <td>Anaconda Pro 1 Subscription (1 year)</td> <td></td> <td>2</td> <td>\$10,000.00</td> <td>1</td> <td></td> <td>\$10,000.00</td> </tr> <tr> <td></td> <td></td> <td></td> <td style="text-align: right;"><b>Subtotal</b></td> <td></td> <td>\$0.00</td> <td>\$10,000.00</td> </tr> <tr> <td>Large Purchase Discount (35%)*</td> <td></td> <td></td> <td></td> <td></td> <td>-\$19,878.25</td> <td>-\$805.00</td> </tr> <tr> <td></td> <td></td> <td></td> <td style="text-align: right;"><b>Total</b></td> <td></td> <td>\$36,916.74</td> <td>\$11,495.00</td> </tr> </tbody> </table>					Description	Part Number	Source	List Price	Qty	Extended Price	1-Yr. Maintenance	<b>Hardware</b>							PowerEdge R7615 Server	210-BFVW	1	\$56,625.00	1	\$56,625.00		2.5 Chassis	379-BDTF	1	0	1			NVMe Backplane	379-BDSX	1	0	1			Trusted Platform Module 2.0 V3	461-AAIM	1	0	1			C3-3 8x U.2 G4 RAID	321-BIFE	1	0	1			AMD EPYC 9374F 3.85GHz, 32C/64T, 256M Cache (320W) DDR5-4800	338-CGXD	1	0	1			Standard Heatsink	412-AASE	1	0	1			Performance Optimized	370-AAIP	1	0	1			4800MT/s RDIMMs	370-AHCL	1	0	1			32GB RDIMM, 4800MT/s Dual Rank	370-AGZP	1	0	12			Unconfigured RAID	780-BCDS	1	0	1			PERC H755N Front	405-AAZE	1	0	2			3.84TB Data Center NVMe ReadIntensive AG Drive U2 Gen4 with Carrier	400-BMTN	1	0	3			Performance BIOS Settings	384-BBBL	1	0	1			High Performance Fan	750-AAWT	1	0	1			Dual, Hot-Plug, Power Supply Redundant (1+1), 1400W, Mixed Mode	450-AJHG	1	0	1			Jumper Cord - C13/C14, 4M, 250V, 12A (North America, Guam, North Marianas, Philippines, Samoa)	492-BBDV	1	0	2			Riser Config 2, 2 x 16 FH + 2 x 16 LP PCIe slot	330-BBNL	1	0	1			Broadcom 5720 Dual Port 1GbE Optional LOM	540-BDKD	1	0	1			PowerEdge R7615 Motherboard	329-BHOH	1	0	1			BOSS-S2 controller card + with 2 M.2 240GB (RAID 1)	403-BCMG	1	0	1			iDRAC9, Enterprise 15G	385-BBOT	1	0	1			PowerEdge 2U Standard Bezel	350-BBWP	1	0	1			Keyboard and Optical Mouse, USB, Black, English	570-AAKV, 580-ADJC	1	0	1			No Quick Sync	350-BBKU	1	0	1			iDRAC, Legacy Password	379-BCSG	1	0	1			iDRAC Group Manager, Enabled	379-BCQV	1	0	1			<b>Red Hat Enterprise Linux 8.6 (Ootpa), kernel 4.18.0-372.9.1.el8.x86_64</b>	605-BBFL	1	0	1			No Media Required	605-BBFN	1	0	1			ReadyRails Sliding Rails	770-BBBQ	1	0	1			No Internal Optical Drive	429-AAIQ	1	0	1			No Systems Documentation, No OpenManage DVD Kit	631-AACK	1	0	1			PowerEdge R7615 Shipping	340-CMZG	1	0	1			PowerEdge R7615 Ship Material	340-CODN	1	0	1			PowerEdge R7615 No CE or CCC Marking	343-BBPP	1	0	1			US Order	332-1286	1	0	1			Dell Hardware Limited Warranty Plus On-Site Service	828-3901	1	200	1		\$200.00	ProSupport Mission Critical: 4-Hour 7x24 On-Site Service with Emergency Dispatch 3 Years	828-3855	1	1383	1		\$1,383.00	ProSupport Mission Critical: 7x24 HW / SW Technical Support and Assistance 3 Years	828-3847	1	717	1		\$717.00	Dell 24 Monitor	210-AIWG	1	169.99	1	\$169.99					<b>Subtotal</b>		\$56,794.99	\$2,300.00	<b>Software</b>							Anaconda Pro 1 Subscription (1 year)		2	\$10,000.00	1		\$10,000.00				<b>Subtotal</b>		\$0.00	\$10,000.00	Large Purchase Discount (35%)*					-\$19,878.25	-\$805.00				<b>Total</b>		\$36,916.74	\$11,495.00
Description	Part Number	Source	List Price	Qty	Extended Price	1-Yr. Maintenance																																																																																																																																																																																																																																																																																																																																														
<b>Hardware</b>																																																																																																																																																																																																																																																																																																																																																				
PowerEdge R7615 Server	210-BFVW	1	\$56,625.00	1	\$56,625.00																																																																																																																																																																																																																																																																																																																																															
2.5 Chassis	379-BDTF	1	0	1																																																																																																																																																																																																																																																																																																																																																
NVMe Backplane	379-BDSX	1	0	1																																																																																																																																																																																																																																																																																																																																																
Trusted Platform Module 2.0 V3	461-AAIM	1	0	1																																																																																																																																																																																																																																																																																																																																																
C3-3 8x U.2 G4 RAID	321-BIFE	1	0	1																																																																																																																																																																																																																																																																																																																																																
AMD EPYC 9374F 3.85GHz, 32C/64T, 256M Cache (320W) DDR5-4800	338-CGXD	1	0	1																																																																																																																																																																																																																																																																																																																																																
Standard Heatsink	412-AASE	1	0	1																																																																																																																																																																																																																																																																																																																																																
Performance Optimized	370-AAIP	1	0	1																																																																																																																																																																																																																																																																																																																																																
4800MT/s RDIMMs	370-AHCL	1	0	1																																																																																																																																																																																																																																																																																																																																																
32GB RDIMM, 4800MT/s Dual Rank	370-AGZP	1	0	12																																																																																																																																																																																																																																																																																																																																																
Unconfigured RAID	780-BCDS	1	0	1																																																																																																																																																																																																																																																																																																																																																
PERC H755N Front	405-AAZE	1	0	2																																																																																																																																																																																																																																																																																																																																																
3.84TB Data Center NVMe ReadIntensive AG Drive U2 Gen4 with Carrier	400-BMTN	1	0	3																																																																																																																																																																																																																																																																																																																																																
Performance BIOS Settings	384-BBBL	1	0	1																																																																																																																																																																																																																																																																																																																																																
High Performance Fan	750-AAWT	1	0	1																																																																																																																																																																																																																																																																																																																																																
Dual, Hot-Plug, Power Supply Redundant (1+1), 1400W, Mixed Mode	450-AJHG	1	0	1																																																																																																																																																																																																																																																																																																																																																
Jumper Cord - C13/C14, 4M, 250V, 12A (North America, Guam, North Marianas, Philippines, Samoa)	492-BBDV	1	0	2																																																																																																																																																																																																																																																																																																																																																
Riser Config 2, 2 x 16 FH + 2 x 16 LP PCIe slot	330-BBNL	1	0	1																																																																																																																																																																																																																																																																																																																																																
Broadcom 5720 Dual Port 1GbE Optional LOM	540-BDKD	1	0	1																																																																																																																																																																																																																																																																																																																																																
PowerEdge R7615 Motherboard	329-BHOH	1	0	1																																																																																																																																																																																																																																																																																																																																																
BOSS-S2 controller card + with 2 M.2 240GB (RAID 1)	403-BCMG	1	0	1																																																																																																																																																																																																																																																																																																																																																
iDRAC9, Enterprise 15G	385-BBOT	1	0	1																																																																																																																																																																																																																																																																																																																																																
PowerEdge 2U Standard Bezel	350-BBWP	1	0	1																																																																																																																																																																																																																																																																																																																																																
Keyboard and Optical Mouse, USB, Black, English	570-AAKV, 580-ADJC	1	0	1																																																																																																																																																																																																																																																																																																																																																
No Quick Sync	350-BBKU	1	0	1																																																																																																																																																																																																																																																																																																																																																
iDRAC, Legacy Password	379-BCSG	1	0	1																																																																																																																																																																																																																																																																																																																																																
iDRAC Group Manager, Enabled	379-BCQV	1	0	1																																																																																																																																																																																																																																																																																																																																																
<b>Red Hat Enterprise Linux 8.6 (Ootpa), kernel 4.18.0-372.9.1.el8.x86_64</b>	605-BBFL	1	0	1																																																																																																																																																																																																																																																																																																																																																
No Media Required	605-BBFN	1	0	1																																																																																																																																																																																																																																																																																																																																																
ReadyRails Sliding Rails	770-BBBQ	1	0	1																																																																																																																																																																																																																																																																																																																																																
No Internal Optical Drive	429-AAIQ	1	0	1																																																																																																																																																																																																																																																																																																																																																
No Systems Documentation, No OpenManage DVD Kit	631-AACK	1	0	1																																																																																																																																																																																																																																																																																																																																																
PowerEdge R7615 Shipping	340-CMZG	1	0	1																																																																																																																																																																																																																																																																																																																																																
PowerEdge R7615 Ship Material	340-CODN	1	0	1																																																																																																																																																																																																																																																																																																																																																
PowerEdge R7615 No CE or CCC Marking	343-BBPP	1	0	1																																																																																																																																																																																																																																																																																																																																																
US Order	332-1286	1	0	1																																																																																																																																																																																																																																																																																																																																																
Dell Hardware Limited Warranty Plus On-Site Service	828-3901	1	200	1		\$200.00																																																																																																																																																																																																																																																																																																																																														
ProSupport Mission Critical: 4-Hour 7x24 On-Site Service with Emergency Dispatch 3 Years	828-3855	1	1383	1		\$1,383.00																																																																																																																																																																																																																																																																																																																																														
ProSupport Mission Critical: 7x24 HW / SW Technical Support and Assistance 3 Years	828-3847	1	717	1		\$717.00																																																																																																																																																																																																																																																																																																																																														
Dell 24 Monitor	210-AIWG	1	169.99	1	\$169.99																																																																																																																																																																																																																																																																																																																																															
			<b>Subtotal</b>		\$56,794.99	\$2,300.00																																																																																																																																																																																																																																																																																																																																														
<b>Software</b>																																																																																																																																																																																																																																																																																																																																																				
Anaconda Pro 1 Subscription (1 year)		2	\$10,000.00	1		\$10,000.00																																																																																																																																																																																																																																																																																																																																														
			<b>Subtotal</b>		\$0.00	\$10,000.00																																																																																																																																																																																																																																																																																																																																														
Large Purchase Discount (35%)*					-\$19,878.25	-\$805.00																																																																																																																																																																																																																																																																																																																																														
			<b>Total</b>		\$36,916.74	\$11,495.00																																																																																																																																																																																																																																																																																																																																														
Pricing: 1 = Dell; 2 = Anaconda  * Discount applies to all line items where Source = 1. Discount based upon total system cost as purchased by a regular customer.		<b>Total System Cost (USD): \$48,412</b>  <b>AIUCpm@3: 408.36</b>  <b>\$/AIUCpm@3: \$118.56</b>																																																																																																																																																																																																																																																																																																																																																		
<b>Audited by Doug Johnson, InfoSizing</b>																																																																																																																																																																																																																																																																																																																																																				
Prices used in TPC benchmarks reflect the actual prices a customer would pay for a one-time purchase of the stated Line Items. Individually negotiated discounts are not permitted. Special prices based on assumptions about past or future purchases are not permitted. All discounts reflect standard pricing policies for the listed Line Items. For complete details, see the pricing section of the TPC Benchmark Standard. If you find that the stated prices are not available according to these terms, please inform the TPC at <a href="mailto:pricing@tpc.org">pricing@tpc.org</a> . Thank you.																																																																																																																																																																																																																																																																																																																																																				

	<h1>Dell PowerEdge R7615</h1>		TPCx-AI	1.0.2
			TPC Pricing	2.8.0
			Report Date	Nov. 10, 2022
<u>Numerical Quantities</u>				
<b>AIUCpm@3</b>	<b>408.36</b>	$T_{Load}$		0.77
Scale Factor	3	$T_{LD}$		0.77
Streams	100	$T_{PTT}$		75.67
Kit Version	1.0.2	$T_{PST1}$		6.83
Execution Status	Pass	$T_{PST2}$		6.81
Accuracy Status	Pass	$T_{PST}$		6.83
		$T_{TT}$		0.95
Test Times				
Overall Run Start Time		2022-10-21 22:31:50.254		
Overall Run End Time		2022-10-21 23:43:50.007		
Overall Run Elapsed Time				4,319.753
Load Test Start Time		2022-10-21 22:33:15.528		
Load Test End Time		2022-10-21 22:33:16.313		
Load Test Elapsed Time				0.785
Power Training Start Time		2022-10-21 22:33:16.316		
Power Training End Time		2022-10-21 23:19:27.166		
Power Training Elapsed Time				2,770.850
Power Serving 1 Start Time		2022-10-21 23:19:27.169		
Power Serving 1 End Time		2022-10-21 23:22:19.001		
Power Serving 1 Elapsed Time				171.832
Power Serving 2 Start Time		2022-10-21 23:22:19.005		
Power Serving 2 End Time		2022-10-21 23:25:10.536		
Power Serving 2 Elapsed Time				171.531
Scoring Start Time		2022-10-21 23:25:47.323		
Scoring End Time		2022-10-21 23:27:53.530		
Scoring Elapsed Time				126.207
Throughput Start Time		2022-10-21 23:27:53.551		
Throughput End Time		2022-10-21 23:43:50.005		
Throughput Elapsed Time				956.454



# Dell PowerEdge R7615

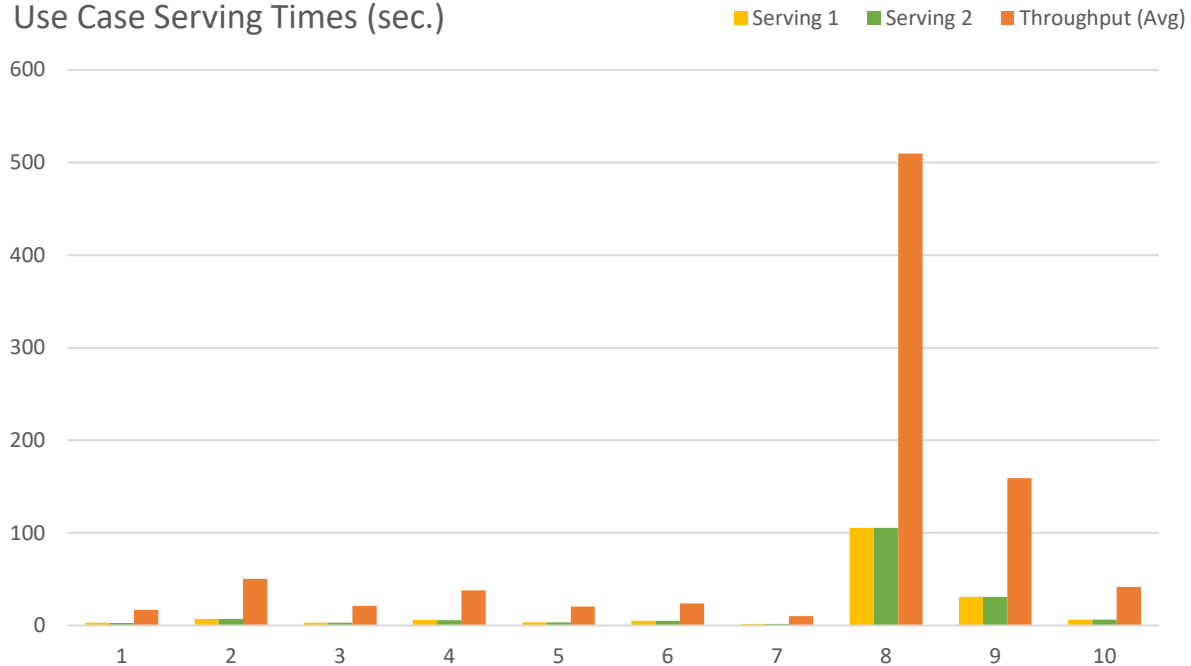
TPCx-AI	1.0.2
TPC Pricing	2.8.0
Report Date	Nov. 10, 2022

## Numerical Quantities (continued)

### Use Case Times & Accuracy

Use Case	Training (sec)	Serving 1 (sec)	Serving 2 (sec)	Throughput (avg)	Accuracy
UC01	33.337	2.888	2.865	16.872	0.000
UC02	794.367	6.988	6.922	50.414	0.455
UC03	34.781	3.138	3.140	21.015	3.498
UC04	36.492	5.990	5.862	38.113	0.700
UC05	397.992	3.336	3.315	20.468	0.041
UC06	10.121	4.926	4.929	23.851	0.493
UC07	9.930	1.716	1.746	9.951	0.955
UC08	1,335.871	105.470	105.327	509.807	0.764
UC09	52.264	30.927	30.978	159.031	1.000
UC10	65.588	6.349	6.342	41.659	0.816

Use Case Serving Times (sec.)



# Table of Contents

Abstract..... 3

Executive Summary ..... 3

Table of Contents..... 8

Clause 0 – Preamble .....10

    0.1 TPC Express Benchmark™ AI Overview .....10

Clause 1 – General Items .....12

    1.1 Test Sponsor .....12

    1.2 Parameter Settings .....12

    1.3 Configuration Diagrams .....12

        1.3.1 Measured Configuration.....13

        1.3.2 Differences Between the Measured and the Priced Configurations.....13

Clause 2 – SW Components & Data Distribution .....14

    2.1 Roles and Dataset Distribution.....14

    2.2 File System Implementation.....14

    2.3 Execution Engine, Frameworks, Driver & Libraries .....14

    2.4 Applied Patches.....14

Clause 3 – Workload Related Items.....15

    3.1 Hardware & Software Tuning.....15

    3.2 Kit Version & Modifications .....15

    3.3 Use Case Elapsed Times.....15

    3.4 SUT Validation Test Output .....22

    3.5 Configuration Parameters .....23

Clause 4 – SUT Related Items.....24

    4.1 Specialized Hardware/Software .....24

    4.2 Configuration Files .....24

    4.3 SUT Environment Information.....24

    4.4 Data Storage to Scale Factor Ratio.....24

    4.5 Scale Factor to Memory Ratio.....24

    4.6 Output of Tests .....24

    4.7 Additional Sponsor Files .....24

    4.8 Model Optimizations .....24

Clause 5 – Metrics and Scale Factor .....25

    5.1 Reported Performance Metrics .....25



5.2 Throughput Test Stream Times.....26

Auditor's Information .....27

Third-Party Price Quotes.....30

    Anaconda .....30

Supporting Files Index .....32

# Clause 0 – Preamble

## 0.1 TPC Express Benchmark™ AI Overview

Artificial intelligence (AI) has become a key transformational technology of our times. Advances in neural networks and other machine learning techniques have made it possible to use AI on a variety of use cases. From the public sector to aerospace, defense and academia, new and improved ways to use AI techniques are changing the way we harness data and analytics. This along with advances in compute, interconnect and memory technologies have made possible to solve complicated challenges that will ultimately benefit customers in production datacenter and cloud environments.

Abundant volumes of rich data from text, images, audio and video are the essential starting point for creating a benchmark that would represent the myriad of use cases and customers. TPC Express Benchmark™ AI (TPCx-AI) is created in keeping with the TPC tradition of emulating real world AI scenarios and data science use cases. Unlike most other AI benchmarks, the TPCx-AI uses a diverse dataset and is able to scale across a wide range of scale factors. TPCx-AI may later expand with additional use cases and add additional flexibility for a greater variety of implementations.

The benchmark defines and provides a means to evaluate the System Under Test (SUT) performance as a general-purpose data science system that:

- Generates and processes large volumes of data.
- Trains preprocessed data to produce realistic machine learning models.
- Conducts accurate insights for real-world customer scenarios based on the generated models.
- Can scale to large scale distributed configurations.
- Allows for flexibility in configuration changes to meet the demands of the dynamic AI landscape.

The benchmark models real-life examples of companies and public-sector organizations that use a range of analytics techniques, both AI and more traditional machine learning approaches, as well as the potential application of these techniques in situations like those in which they have already been successfully deployed. In addition, the benchmark measures end to end time to provide insights for individual use cases, as well as throughput metrics to simulate multiuser environments for a given hardware, operating system, and data processing system configuration under a controlled, complex, multi-user AI or machine learning data science workload.

The purpose of TPC benchmarks is to provide relevant, objective performance data to industry users. To achieve that purpose, TPC benchmark specifications require benchmark runs be implemented with systems, products, technologies and pricing that:

- Are generally available to users.
- Are relevant to the market segment that the individual TPC benchmark models or represents (e.g., TPCx-AI models and represents complex, high data volume, decision support environments).
- Would plausibly be implemented.

The TPCx-AI kit is available from the TPC website (see [www.tpc.org/tpcx-ai/](http://www.tpc.org/tpcx-ai/) for more information). Users must sign up and agree to the TPCx-AI End User Licensing Agreement (EULA) to download the kit. All related work (such as collaterals, papers, derivatives) must acknowledge the TPC and include the TPCx-AI copyright. The TPCx-AI kit includes: TPCx-AI Specification document (this document), TPCx-AI Users Guide (README.md) documentation, scripts to set up the benchmark environment, code to execute the benchmark workload, Data Generator, use case related files, and Benchmark Driver.

The use of new systems, products, technologies (hardware or software) and pricing is encouraged so long as they meet the requirements above. Specifically prohibited are benchmark systems, products, technologies or pricing (hereafter referred to as "implementations") whose primary purpose is performance optimization of TPC benchmark results without any corresponding applicability to real-world applications and environments. In other words, all "benchmark special" implementations that improve benchmark results but not real-world performance or pricing, are prohibited.

The rules for pricing are included in the TPC Pricing Specification.

Further information is available at [www.tpc.org](http://www.tpc.org).

## Clause 1 – General Items

### 1.1 Test Sponsor

This benchmark was sponsored by Dell Inc..

### 1.2 Parameter Settings

The [Supporting Files Archive](#) contains the parameters and options used to configure the components involved in this benchmark.

### 1.3 Configuration Diagrams

The measured configuration diagram is shown below. In addition, any differences between the measured and the priced configurations are described.

### 1.3.1 Measured Configuration

Nodes:	1		
Processors/Cores/Threads:	1/32/64	Storage Devices:	5
Total Memory:	384 GiB	Storage Capacity:	12,000 GB

The diagram illustrates the hardware configuration of a single server node. At the center is CPU 0. It is connected to 12 DIMM modules (DIMM 0 through DIMM 11) via a horizontal bus. Below CPU 0, a RAID Card is connected to a RAID 5 array consisting of three NVME SSDs. Additionally, CPU 0 is connected to two 240GB M.2 SATA SSDs (configured in RAID1 with DELL BOSS S1 OS) and a Network Interface Card (NIC).

<u>Server</u>	1x PowerEdge R7615
Procs/Cores/Threads:	1/32/64
Processor Model:	1x AMD EPYC 9374F 32-Core Processor
Memory:	384 GiB
Storage Controller:	2x PERC H755N 12G SAS
Storage Devices:	2x 240 GB M.2 SATA 3x 3.84 TB NVMe
Network Controller:	1x Broadcom NetXtreme Gigabit Ethernet 2-port

The distribution of software components over server nodes is detailed in [Clause 2](#).

### 1.3.2 Differences Between the Measured and the Priced Configurations

There are no differences between the measured configuration and the priced configuration.

## Clause 2 – SW Components & Data Distribution

### 2.1 Roles and Dataset Distribution

Table 2-1 describes the distribution of the dataset across all media in the SUT.

Server	Host Name	SW Services	Storage	Contents
1x PowerEdge R7615	r7615-02-os	All	2x 240 GB M.2 SATA 3x 3.84 TB NVMe	OS Data

Table 2-1 Software Components and Dataset Distribution

### 2.2 File System Implementation

A local file system provided by Red Hat Enterprise Linux 8.6 / Anaconda3 4.12.0 was used for data generation and the Load Test. The data set was not relocated after generation and before the Load Test.

### 2.3 Execution Engine, Frameworks, Driver & Libraries

Anaconda3 4.12.0 consisted of the following components.

Component	Version
python	3.7.12
setuptools	59.8
pandas	1.2.4
scikit-learn	1.0.2
xgboost	1.5.1
numpy	1.21.6
nose	1.3.7
scipy	1.7.3
statsmodels	0.12.2
patsy	0.5.2
tqdm	4.62
keras	2.10.0
tensorflow	2.10.0
joblib	1.1.0
opencv	4.5.2
pyyaml	6
matplotlib	3.5.0
jinja2	3.0.2
pycryptodome	3.12

Table 2-2 Software Components

For a detailed listing of installed libraries, please see the envInfo logs in the [Supporting Files](#).

### 2.4 Applied Patches

No additional vendor-supported patches were applied to the SUT.

## Clause 3 – Workload Related Items

### 3.1 Hardware & Software Tuning

The [Supporting Files](#) archive contains all hardware and software configuration scripts.

### 3.2 Kit Version & Modifications

Table 3-1 shows the version of the TPCx-AI used to produce this result along with any kit files that were modified to facilitate system, platform, and framework differences.

TPCx-AI Kit Version	1.0.2
<u>Modified File</u>	<u>Description of Changes</u>
tools/python/dataRedundancyInformation.sh See Auditor's Note	Added platform specific data collection.

Table 3-1 Kit Version & Modifications

### 3.3 Use Case Elapsed Times

Below are the elapsed times for each use case. Use cases are grouped based on whether they use Deep Learning or Machine Learning techniques.

Type	UC ID	P1	P2	T1	T2	T3	T4
Deep Learning	2	6.988	6.922	60.291	36.685	44.755	32.047
	5	3.336	3.315	16.564	21.188	19.807	19.822
	9	30.927	30.978	182.459	117.213	171.181	138.094
Machine Learning	1	2.888	2.865	9.772	29.038	11.943	14.502
	3	3.138	3.140	34.368	8.855	10.123	21.394
	4	5.990	5.862	31.374	31.308	23.014	60.936
	6	4.926	4.929	21.625	18.895	11.015	13.144
	7	1.716	1.746	6.527	4.379	6.853	6.674
	8	105.470	105.327	466.270	594.291	612.231	583.563
	10	6.349	6.342	37.913	45.713	22.345	19.554

Type	UC ID	T5	T6	T7	T8	T9	T10
Deep Learning	2	54.162	53.139	45.368	64.538	37.969	36.647
	5	19.320	27.870	21.673	19.541	26.963	22.279
	9	174.554	170.409	171.224	148.048	142.063	134.205
Machine Learning	1	38.937	15.021	14.223	10.047	17.289	7.391
	3	19.890	19.951	39.923	31.221	27.565	11.374
	4	42.331	40.034	41.103	37.008	44.430	18.572
	6	23.247	56.752	34.509	15.627	23.842	39.982
	7	19.852	9.278	13.681	12.256	11.192	7.721
	8	483.322	383.644	435.949	455.307	561.520	577.856
	10	54.749	35.514	33.333	89.288	40.658	25.349

Type	UC ID	T11	T12	T13	T14	T15	T16
Deep Learning	2	40.252	42.005	30.235	37.241	70.225	51.673
	5	26.874	21.131	19.872	19.282	15.071	15.078
	9	218.336	129.315	184.907	111.883	145.401	122.860
Machine Learning	1	10.440	25.097	16.339	10.011	25.844	16.438
	3	19.606	18.741	26.621	12.383	23.204	13.495
	4	33.133	57.405	34.431	29.182	36.690	52.597
	6	18.258	27.871	7.536	25.236	30.517	21.490
	7	10.379	11.398	13.072	8.391	12.694	11.143
	8	468.562	493.760	581.222	502.806	457.813	566.974
	10	43.019	55.792	31.152	55.502	59.415	57.427

Type	UC ID	T17	T18	T19	T20	T21	T22
Deep Learning	2	44.968	34.646	40.183	82.713	43.351	39.238
	5	13.370	17.998	17.887	15.247	16.777	17.569
	9	157.400	126.986	130.817	180.112	177.341	178.005
Machine Learning	1	30.936	14.664	12.164	10.423	11.361	12.803
	3	18.284	12.993	33.943	13.639	23.266	16.622
	4	70.925	51.651	32.841	42.781	50.366	19.724
	6	33.667	20.266	17.616	18.984	45.178	14.652
	7	5.465	4.001	6.168	8.884	5.424	14.006
	8	419.491	592.854	564.157	488.614	469.319	604.407
	10	36.964	32.593	18.716	24.367	44.715	26.651



Type	UC ID	T23	T24	T25	T26	T27	T28
Deep Learning	2	77.033	39.730	52.791	48.439	36.810	43.439
	5	27.705	21.369	26.226	24.854	20.672	18.580
	9	161.635	158.392	137.965	153.360	143.794	208.863
Machine Learning	1	28.172	11.436	18.291	14.450	28.783	16.133
	3	22.642	16.947	19.710	12.816	16.157	31.953
	4	37.330	28.640	27.152	34.501	24.813	35.099
	6	21.135	36.134	19.838	45.649	26.349	17.237
	7	12.225	7.404	7.944	17.757	7.294	6.179
	8	417.569	610.687	587.162	472.043	597.583	468.409
	10	33.033	12.163	50.429	50.409	26.730	36.509

Type	UC ID	T29	T30	T31	T32	T33	T34
Deep Learning	2	38.553	47.414	70.926	44.223	53.535	59.940
	5	20.713	14.507	13.890	21.052	20.417	16.809
	9	130.181	163.570	175.173	117.681	228.643	145.253
Machine Learning	1	23.431	12.215	11.715	10.096	16.091	7.451
	3	25.252	41.711	20.587	8.777	16.170	21.007
	4	62.079	37.731	36.163	58.359	57.603	23.773
	6	13.446	13.338	9.574	15.062	25.771	10.912
	7	6.149	15.527	13.872	6.446	6.528	11.768
	8	564.175	542.391	438.088	545.229	454.041	620.064
	10	19.720	42.390	20.674	20.641	38.506	24.609

Type	UC ID	T35	T36	T37	T38	T39	T40
Deep Learning	2	64.761	32.095	56.582	39.694	38.195	46.183
	5	12.949	12.472	16.160	17.553	30.233	21.841
	9	130.237	114.851	126.319	206.269	164.188	202.528
Machine Learning	1	11.999	18.741	15.919	14.769	19.121	29.600
	3	15.799	18.760	20.405	10.925	21.183	17.553
	4	36.792	39.724	48.626	63.004	29.728	31.584
	6	23.877	15.427	7.016	27.552	16.056	10.291
	7	5.957	11.623	7.355	7.491	6.245	9.977
	8	562.783	613.353	593.457	489.560	579.016	500.325
	10	26.415	56.596	47.003	47.296	19.166	23.853

Type	UC ID	T41	T42	T43	T44	T45	T46
Deep Learning	2	77.900	41.310	43.994	64.589	69.387	50.082
	5	14.468	21.500	17.432	22.750	26.252	37.281
	9	161.894	166.460	121.472	191.435	156.216	161.860
Machine Learning	1	21.225	10.917	19.487	18.437	18.836	20.993
	3	15.788	32.788	14.199	16.323	26.389	28.130
	4	27.828	54.743	57.236	36.643	38.579	60.349
	6	32.258	22.855	20.481	27.428	15.739	23.985
	7	11.171	9.577	9.835	10.129	18.403	16.123
	8	453.266	426.007	551.550	444.293	540.523	449.817
	10	64.211	46.085	25.432	44.813	25.835	41.537

Type	UC ID	T47	T48	T49	T50	T51	T52
Deep Learning	2	44.709	48.518	43.648	46.135	81.707	87.892
	5	12.655	25.909	16.737	23.488	14.590	19.514
	9	193.510	142.327	179.272	193.161	134.745	145.447
Machine Learning	1	28.447	13.835	11.055	29.415	4.437	22.651
	3	17.394	46.763	19.861	22.015	24.881	20.363
	4	40.315	27.664	33.729	39.806	22.821	37.318
	6	18.974	41.579	9.954	12.086	25.050	38.185
	7	7.790	14.461	9.611	13.279	17.697	5.453
	8	456.397	509.895	437.886	437.817	562.004	488.485
	10	25.147	54.048	56.433	29.510	46.964	37.894

Type	UC ID	T53	T54	T55	T56	T57	T58
Deep Learning	2	57.876	50.234	71.551	46.922	47.599	67.812
	5	19.906	16.964	22.470	24.147	16.916	20.645
	9	132.805	127.894	158.649	162.242	221.587	116.554
Machine Learning	1	14.596	33.603	12.012	13.726	10.045	17.896
	3	10.632	16.914	17.152	26.416	17.909	18.328
	4	51.802	19.595	30.793	42.296	48.213	33.392
	6	15.991	41.525	10.070	18.553	23.834	20.325
	7	14.645	10.529	13.739	8.658	10.716	7.229
	8	523.733	487.525	435.143	420.039	450.124	572.564
	10	29.650	31.065	48.560	57.081	45.530	43.303

Type	UC ID	T59	T60	T61	T62	T63	T64
Deep Learning	2	35.075	32.767	48.918	60.331	72.832	48.491
	5	13.105	20.685	19.263	29.922	30.315	19.565
	9	216.009	134.165	117.868	152.051	153.019	192.285
Machine Learning	1	13.282	8.333	17.263	13.174	30.137	11.177
	3	18.311	20.221	16.779	19.000	28.717	19.961
	4	41.634	40.947	56.388	64.926	32.156	24.020
	6	24.365	10.870	19.915	30.550	27.080	23.450
	7	10.219	13.230	10.202	11.515	6.303	8.807
	8	517.747	608.626	516.875	431.404	520.834	459.673
	10	43.299	46.975	71.426	41.749	34.186	43.353

Type	UC ID	T65	T66	T67	T68	T69	T70
Deep Learning	2	40.042	55.427	53.798	53.811	57.448	41.760
	5	20.082	20.142	20.109	29.844	14.429	17.407
	9	199.857	144.465	185.115	129.231	162.436	116.980
Machine Learning	1	16.482	15.779	3.846	11.105	17.420	17.313
	3	14.419	19.317	4.896	17.932	23.063	27.899
	4	33.898	34.994	44.902	29.875	40.226	23.049
	6	21.153	24.423	7.868	29.980	40.566	33.839
	7	18.305	4.598	9.670	11.401	7.174	8.555
	8	450.123	405.093	573.231	569.093	426.355	566.187
	10	30.436	40.698	45.394	44.743	70.130	30.203

Type	UC ID	T71	T72	T73	T74	T75	T76
Deep Learning	2	46.989	31.266	40.018	66.548	55.670	71.135
	5	13.651	17.866	9.746	16.963	21.475	17.994
	9	137.315	130.160	234.340	115.480	170.724	149.557
Machine Learning	1	9.575	33.559	16.086	14.780	15.232	15.992
	3	9.225	23.555	21.224	16.222	31.241	33.613
	4	27.016	36.802	19.157	23.125	39.355	46.059
	6	33.203	11.953	38.397	16.424	16.283	20.637
	7	5.227	12.396	3.828	6.068	5.720	5.779
	8	613.185	606.521	498.672	624.918	509.451	456.366
	10	40.423	33.073	21.758	32.078	32.312	61.937

Type	UC ID	T77	T78	T79	T80	T81	T82
Deep Learning	2	46.756	77.341	34.125	53.004	39.972	49.690
	5	18.538	19.200	14.245	44.005	17.387	36.662
	9	135.864	176.864	176.151	147.479	183.140	135.973
Machine Learning	1	10.543	23.481	10.295	13.444	13.623	17.511
	3	34.986	10.907	11.265	18.407	13.514	19.914
	4	36.877	44.767	30.698	25.641	30.566	36.596
	6	13.446	24.192	32.259	26.508	26.211	38.393
	7	6.272	19.251	7.780	13.016	14.611	6.481
	8	607.452	473.139	549.453	431.739	489.829	532.770
	10	21.285	38.638	47.635	64.032	61.707	49.573

Type	UC ID	T83	T84	T85	T86	T87	T88
Deep Learning	2	63.628	41.021	38.725	37.286	59.050	39.342
	5	12.744	28.897	18.683	20.665	25.286	21.998
	9	139.045	210.820	143.731	159.873	130.098	217.069
Machine Learning	1	24.444	15.839	4.097	18.053	34.598	11.379
	3	34.565	20.834	20.004	28.241	26.345	16.536
	4	35.014	45.278	21.857	33.686	54.599	39.674
	6	24.600	11.639	35.496	31.849	24.227	16.466
	7	9.942	12.375	3.710	9.154	15.864	11.100
	8	493.935	512.893	628.608	526.096	497.100	450.028
	10	75.502	30.911	25.182	69.204	36.181	38.045

Type	UC ID	T89	T90	T91	T92	T93	T94
Deep Learning	2	81.796	45.154	43.826	81.375	50.311	35.796
	5	18.384	22.675	18.414	15.637	17.303	27.964
	9	146.276	138.177	210.664	148.919	186.730	181.797
Machine Learning	1	23.994	21.702	14.248	16.716	17.104	12.810
	3	18.962	20.705	14.430	22.751	10.137	30.283
	4	57.509	36.520	32.725	42.711	35.491	42.540
	6	25.736	44.871	26.685	19.904	25.288	12.255
	7	14.898	16.629	12.455	13.662	11.766	7.612
	8	458.821	484.009	417.722	436.472	500.080	502.628
	10	29.891	77.658	63.133	40.571	24.363	78.202

Type	UC ID	T95	T96	T97	T98	T99	T100
Deep Learning	2	50.484	41.096	47.455	60.779	44.294	12.217
	5	18.902	23.563	18.396	19.589	20.860	31.417
	9	140.482	158.495	186.770	131.573	149.545	177.270
Machine Learning	1	19.843	16.493	24.476	10.222	17.212	19.848
	3	17.550	17.943	43.470	18.849	33.184	24.084
	4	25.942	31.745	16.324	34.245	21.033	43.058
	6	27.677	34.197	38.087	16.577	37.150	26.957
	7	7.285	9.024	5.893	6.924	6.732	7.426
	8	566.446	428.426	422.981	550.998	464.407	533.354
	10	49.893	36.935	41.882	28.347	59.096	73.866

Table 3-2 Use Case Elapsed Times

### 3.4 SUT Validation Test Output

<u>Validation Run Report</u>			
AIUCpm@1	253.50	T <sub>Load</sub>	0.47
Scale Factor	1	T <sub>LD</sub>	0.47
Streams	100	T <sub>PTT</sub>	31.10
Kit Version	1.0.2	T <sub>PST1</sub>	3.68
Execution Status	Pass	T <sub>PST2</sub>	3.68
Accuracy Status	Pass	T <sub>PST</sub>	3.68
		T <sub>TT</sub>	0.59
Test Times			
Overall Run Start Time	2022-10-21 21:51:33.016		
Overall Run End Time	2022-10-21 22:29:40.979		
Overall Run Elapsed Time	2,287.963		
Load Test Start Time	2022-10-21 21:52:46.054		
Load Test End Time	2022-10-21 21:52:46.539		
Load Test Elapsed Time	0.485		
Power Training Start Time	2022-10-21 21:52:46.542		
Power Training End Time	2022-10-21 22:14:10.866		
Power Training Elapsed Time	1,284.324		
Power Serving 1 Start Time	2022-10-21 22:14:10.869		
Power Serving 1 End Time	2022-10-21 22:15:41.495		
Power Serving 1 Elapsed Time	90.626		
Power Serving 2 Start Time	2022-10-21 22:15:41.498		
Power Serving 2 End Time	2022-10-21 22:17:11.537		
Power Serving 2 Elapsed Time	90.039		
Scoring Start Time	2022-10-21 22:17:47.886		
Scoring End Time	2022-10-21 22:19:47.248		
Scoring Elapsed Time	119.362		
Throughput Start Time	2022-10-21 22:19:47.270		
Throughput End Time	2022-10-21 22:29:40.976		
Throughput Elapsed Time	593.706		
(continued on next page)			

Validation Run Report (continued)

Accuracy Metrics					
Use Case	Metric Name	Metric	Criteria	Threshold	Status
1	N/A	0.000	N/A	0.00	Pass
2	word_error_rate	0.300	<=	0.50	Pass
3	mean_squared_log_error	4.601	<=	5.40	Pass
4	f1_score	0.701	>=	0.65	Pass
5	mean_squared_log_error	0.012	<=	0.50	Pass
6	matthews_corrcoef	0.462	>=	0.19	Pass
7	median_absolute_error	0.898	<=	1.80	Pass
8	accuracy_score	0.717	>=	0.65	Pass
9	accuracy_score	1.000	>=	0.90	Pass
10	accuracy_score	0.817	>=	0.70	Pass

### 3.5 Configuration Parameters

The [Supporting Files](#) archive contains all Global Benchmark Parameter and Use Case Specific Parameter settings.

## Clause 4 – SUT Related Items

### 4.1 Specialized Hardware/Software

No Specialized Hardware/Software was used in the SUT.

### 4.2 Configuration Files

The [Supporting Files](#) archive contains all configuration files.

### 4.3 SUT Environment Information

All envInfo.log files are included in the [Supporting Files](#) archive.

### 4.4 Data Storage to Scale Factor Ratio

The details of the Data Storage Ratio are provided below.

Node Count	Disks	Size (GB)	Total (GB)
1	2	240	480
1	3	3,840	11,520

Total Storage (GB)	12,000
Scale Factor	3
Data Storage Ratio	4,000.00

### 4.5 Scale Factor to Memory Ratio

The details of the Memory to Scale Factor Ratio are provided below.

Nodes	Memory (GiB)	Total (GiB)
1	384	384

Scale Factor	3
Total Memory (GiB)	384
SF / Memory Ratio	0.01

### 4.6 Output of Tests

The [Supporting Files](#) archive contains the output files of all tests.

### 4.7 Additional Sponsor Files

The [Supporting Files](#) archive contains any additional files that were used.

### 4.8 Model Optimizations

The [Supporting Files](#) archive contains any model optimization files that were used.



## Clause 5 – Metrics and Scale Factor

### 5.1 Reported Performance Metrics

#### Metric Overview

TPCx-AI Performance Metric	408.36	AIUCpm@3
TPCx-AI Price/Performance Metric	118.56	\$/AIUCpm@3
TPCx-AI Scale Factor	3	
TPCx-AI Stream Count	100	

#### Test Times

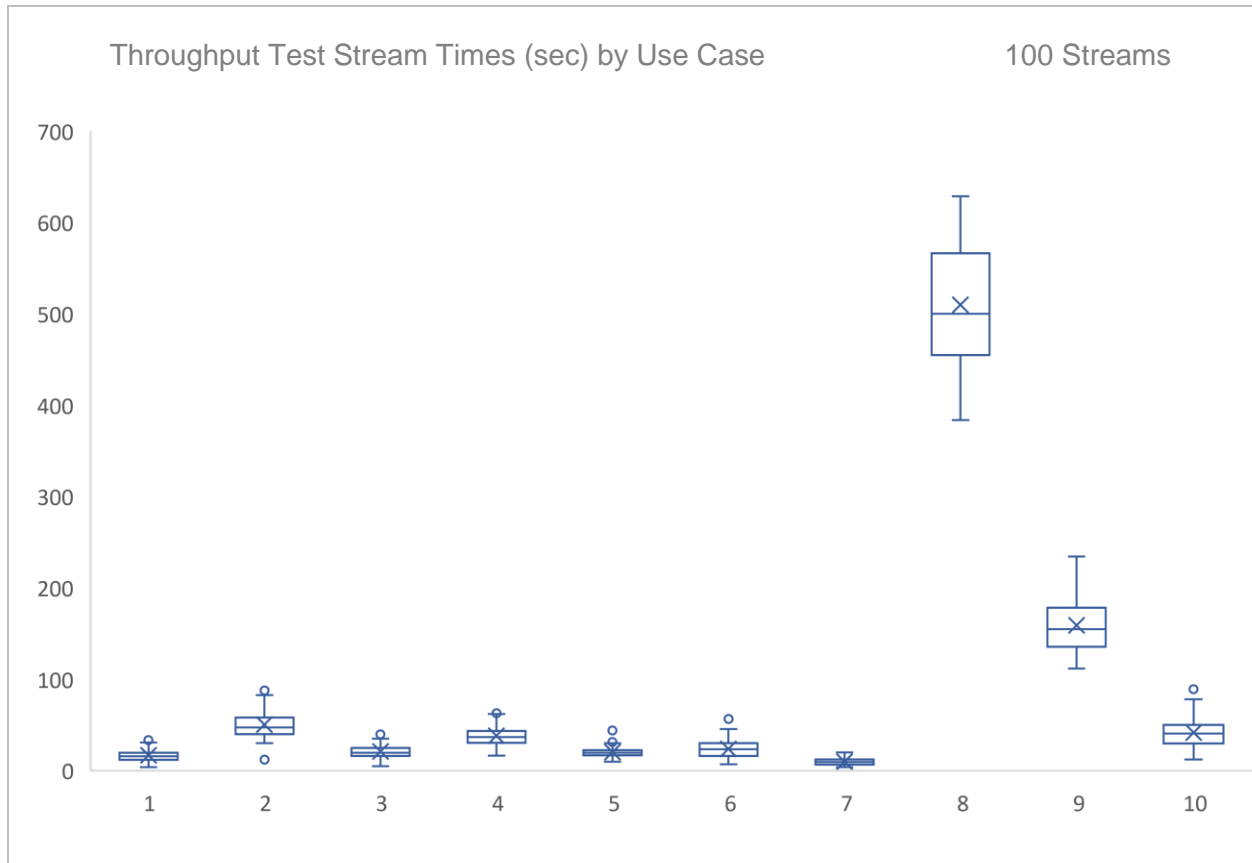
Overall Run Start Time	2022-10-21 22:31:50.254
Overall Run End Time	2022-10-21 23:43:50.007
Overall Run Elapsed Time	4,319.753
Load Test Start Time	2022-10-21 22:33:15.528
Load Test End Time	2022-10-21 22:33:16.313
Load Test Elapsed Time	0.785
Power Training Start Time	2022-10-21 22:33:16.316
Power Training End Time	2022-10-21 23:19:27.166
Power Training Elapsed Time	2,770.850
Power Serving 1 Start Time	2022-10-21 23:19:27.169
Power Serving 1 End Time	2022-10-21 23:22:19.001
Power Serving 1 Elapsed Time	171.832
Power Serving 2 Start Time	2022-10-21 23:22:19.005
Power Serving 2 End Time	2022-10-21 23:25:10.536
Power Serving 2 Elapsed Time	171.531
Scoring Start Time	2022-10-21 23:25:47.323
Scoring End Time	2022-10-21 23:27:53.530
Scoring Elapsed Time	126.207
Throughput Start Time	2022-10-21 23:27:53.551
Throughput End Time	2022-10-21 23:43:50.005
Throughput Elapsed Time	956.454

Accuracy Metrics

Use Case	Metric Name	Metric	Criteria	Threshold	Status
1	N/A	0.000	N/A	0.00	Pass
2	word_error_rate	0.455	<=	0.50	Pass
3	mean_squared_log_error	3.498	<=	5.40	Pass
4	f1_score	0.700	>=	0.65	Pass
5	mean_squared_log_error	0.041	<=	0.50	Pass
6	matthews_corrcoef	0.493	>=	0.19	Pass
7	median_absolute_error	0.955	<=	1.80	Pass
8	accuracy_score	0.764	>=	0.65	Pass
9	accuracy_score	1.000	>=	0.90	Pass
10	accuracy_score	0.816	>=	0.70	Pass

## 5.2 Throughput Test Stream Times

The following chart shows the minimum, 1<sup>st</sup> quartile, median, mean (X), 3<sup>rd</sup> quartile, and maximum stream times by use case for the Throughput Test. Outliers are marked with “o”.



## Auditor's Information

This benchmark was audited by Doug Johnson, InfoSizing.

[www.sizing.com](http://www.sizing.com)  
63 Lourdes Drive  
Leominster, MA 01453  
978-343-6562.

This benchmark's Full Disclosure Report can be downloaded from [www.tpc.org](http://www.tpc.org).

A copy of the auditor's attestation letter is included in the next two pages.



Nicholas Wakou  
 Dell Inc.  
 701 E. Parmer Ln. Bld. 2  
 Austin, TX 78753

November 8, 2022

I verified the TPC Express Benchmark™ AI v1.0.2 performance of the following configuration:

Platform: 1x Dell PowerEdge R7615  
 Operating System: Red Hat Enterprise Linux 8.6  
 Additional Software: Anaconda3 4.12.0

The results were:

**Performance Metric 408.36 AIUCpm@3**

Secondary Metrics	T <sub>LD</sub>	0.77
	T <sub>PTT</sub>	75.67
	T <sub>PST</sub>	6.83
	T <sub>TT</sub>	0.95

**System Under Test 1x Dell PowerEdge R7615 with:**

CPU	1x AMD EPYC 9374F 32-Core Processor		
Memory	384 GiB		
Storage	<b>Qty</b>	<b>Size</b>	<b>Type</b>
	2	240 GB	M.2 SATA
	3	3.84 TB	NVMe

In my opinion, these performance results were produced in compliance with the TPC requirements for the benchmark.

The following verification items were given special attention:

- All TPC-provided components were verified to be v1.0.2.
- All checksums were validated for compliance.
- Any modifications to shell scripts were reviewed for compliance.
- No modifications were made to any of the Java code.
- The generated dataset was properly scaled to 3 GB.

63 Lourdes Dr. | Leominster, MA 01453 | 978-343-6562 | www.sizing.com

- The generated dataset used for testing was protected by RAID 5.
- The elapsed times for all phases and runs were correctly measured and reported.
- The Storage and Memory Ratios were correctly calculated and reported.
- The system pricing was verified for major components and maintenance.
- The major pages from the FDR were verified for accuracy.

Additional Audit Notes:

Two files were erroneously reported as having incorrect checksums. This is due to a minor issue in the TPC-provided kit. The TPCx-AI Subcommittee is aware of this and will correct it in a future release of the kit.

Respectfully Yours,



Doug Johnson, Certified TPC Auditor

63 Lourdes Dr. | Leominster, MA 01453 | 978-343-6562 | [www.sizing.com](http://www.sizing.com)

# Third-Party Price Quotes

## Anaconda



### ORDER FORM

**Anaconda, Inc.**  
 1108 Lavaca Street, Ste. 110-645  
 Austin, TX 78701  
 Phone: (512) 222-5440

**Order Form #:** Q-05996-1  
**Date:** 11/3/2022  
**Expires On:** 3/17/2023  
**Payment Terms:** Net 30  
**Subscription Term:** 12 months

**Prepared For:**  
 Mohan Rokkam  
 (512) 723-3412  
 mohan\_rokkam@dell.com

**Bill To:**  
 Dell  
 1 Dell Way  
 Round Rock, TX 78682  
 United States

**Ship To:**  
 Dell  
 1 Dell Way  
 Round Rock, TX 78682  
 United States

Subscriptions

PRODUCT	Year	QTY	SKU	DESCRIPTION	UNIT PRICE	EXTENDED UNIT PRICE	EXTENDED PRICE
Anaconda Professional User License	Year 1	40	SFT.PRO-USER	Individual user license for Anaconda Professional	\$250.00	\$10,000.00	\$10,000.00
<b>Subscriptions SUBTOTAL:</b>							\$10,000.00
<b>Subscriptions TOTAL:</b>							\$10,000.00

**Grand Total:** \$10,000.00

**Order Form Notes**

This quote for the Anaconda software repository includes:

1 Year Tier 1 Support

1 Year Tier 2 Support

Anaconda3 (Anaconda3-2022.05-Linux-x86\_64)

Conda Version 4.12.0

Python Version 3.7.12

Setuptools Version 59.8

Pandas Version 1.2.4

Scikit-learn Version 1.0.2

Xgboost Version 1.5.1  
 Numpy Version 1.21.6  
 Nose Version 1.3.7  
 Scipy Version 1.7.3  
 Statsmodels Version 0.12.2  
 Patsy Version 0.5.2  
 Tqdm Version 4.62  
 Keras Version 2.10.0  
 Tensorflow Version 2.10.0  
 Joblib Version 1.1.0  
 Opencv Version 4.5.2  
 Pyyaml Version 6  
 Matplotlib Version 3.5.0  
 Jinja2 Version 3.0.2

Pycryptodome Version 3.12Z  
**Please contact Anaconda with any questions:**  
 Edward Schneider  
 eschneider@anaconda.com

**Terms and Conditions**

1. This Order Form is subject to the terms and conditions found at <https://www.anaconda.com/anaconda-master-subscription-agreement> and/or any other similar master terms and conditions negotiated and currently in effect between Anaconda, Inc. ("Anaconda") and Customer, as applicable (the "Agreement"). In the event Customer's subscription comes with Support Services, these services are bound by the Anaconda Support Policy found at <https://www.anaconda.com/anaconda-support-and-maintenance-policy>, unless otherwise stated in the agreement.
2. Any changes to this Order Form or the Agreement shall be effective only in a writing that has been properly executed by both Anaconda and Customer. Similarly, any pre-printed terms and/or conditions included with or attached to any Customer purchase order shall be null and void, and no reference to, or delivery of, any of Anaconda's products, services, or information to Customer following receipt of any purchase order shall be deemed an acknowledgment of, or an agreement to, any terms or conditions associated with any such purchase order.
3. This Order Form will renew in accordance with the terms of the Agreement.

IN WITNESS HEREOF, the parties, acting through their authorized representative and intending to be bound, have executed this Order Form to be effective as of the Effective Date.

Anaconda, Inc.

Customer

Dell

Signature

Signature

Name

Name

Title

Title

Date

Date

# Supporting Files Index

The Supporting Files archive for this disclosure contains the following structure.

Supporting Files Directory	Description
CheckIntegrity/...	Output of CHECK_INTEGRITY test (if the phase is not done as part of the Validation and Performance Test).
PerformanceTest/...	Performance Test output files.
ValidationTest/...	Validation Test output files.
Additional files used by Dell	
Sponsor/ModelOptimization/...	Details of model optimization.
Sponsor/ModifiedKitFiles/...	1 modified file(s). See Auditor's Note.
Sponsor/Tuning/...	All tuning files used.