
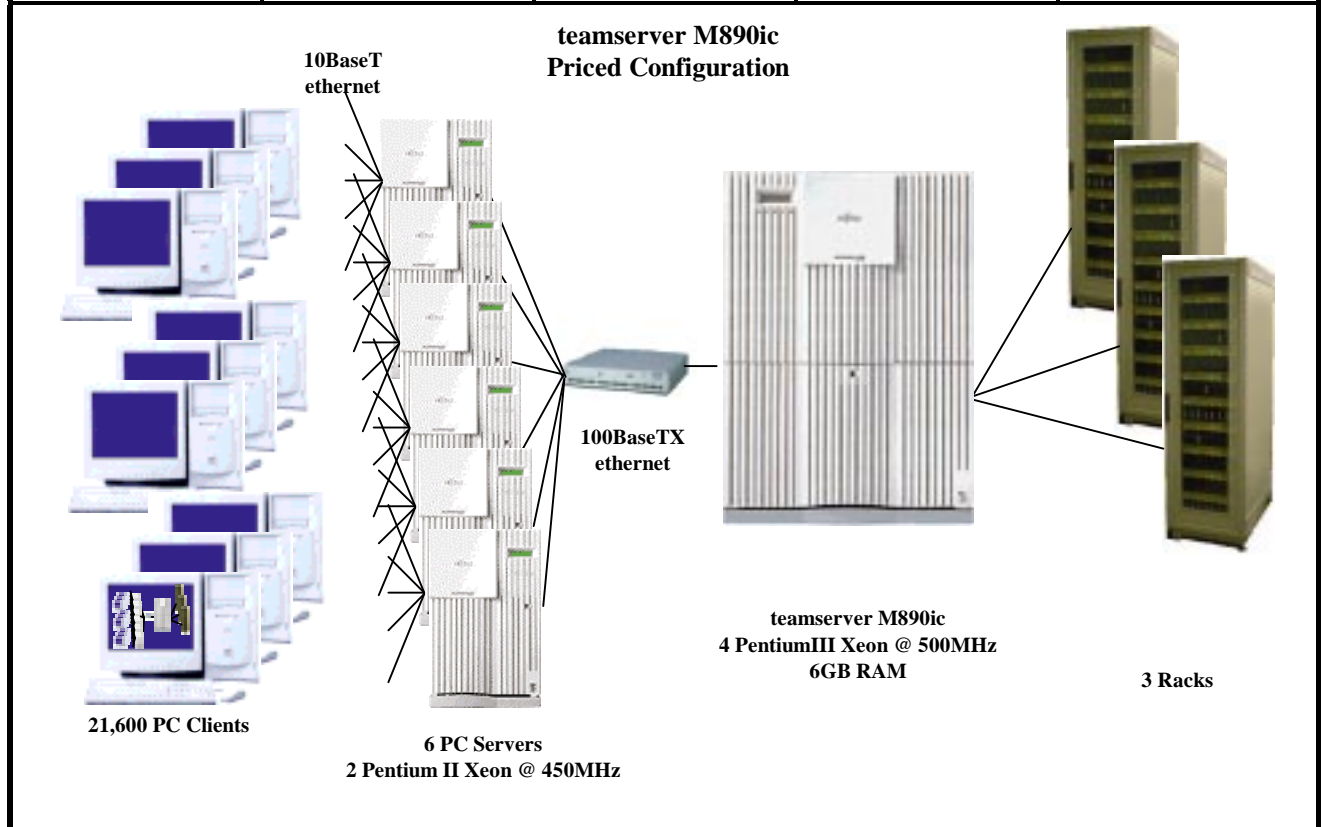


Priced Configuration


| | | | | |
|---|--|--|---|-------------------------------|
|  | | teamserver M890ic c/s w/ 6 Front-Ends | | TPC-C Rev 3.4 |
| | | | | Report Date: July 17, 1999 |
| Total System Cost | | TPC-C Throughput | Price/Performance | Availability Date |
| \$726,817 | | 25,440.60 tpmC | \$28.57/tpmC | January 16, 2000* |
| Processors | Database Manager | Operating system | Other Software | Number of users |
| 4 PentiumIII Xeon @ 500MHz | SymfoWARE Server Enterprise Edition for VLM V1.1 L41 | Microsoft Windows NT Server 4.0 Enterprise Edition | BEA Tuxedo 6.4 CFS, Fujitsu COBOL V4, Microsoft Internet Information Server | 21,600 |



| RDBMS SERVER | | | CLIENTS(EACH OF 6) | |
|-------------------|-----|---|--------------------|---|
| | QTY | DESCRIPTION | QTY | DESCRIPTION |
| PROCESSOR | 4 | PENTIUMIII XEON @ 500MHZ | 2 | PENTIUMII XEON @ 450MHZ |
| CACHE MEMORY | | 2MB (EACH PROCESSOR) | | 512KB EACH (4OF6), 1MB EACH(2 OF 6) |
| MEMORY | | 6GB | | 512MB |
| DISK CONTROLLER | 9 | ULTRA WIDE DIFFERENTIAL SCSI (3 CHANNELS) | 1 | WIDE-SCSI |
| DISKS | 145 | 18GB (10,000RPM) | 1 | 4GB |
| | 84 | 9GB (10,000RPM) | | |
| TOTAL | | 3,169.23GB | | |
| TERMINAL | 1 | CONSOLE TERMINAL | 1 | 17" MONITOR |
| NETWORK INTERFACE | 1 | FASTETHERNET ADAPTER | 7 | 1 FASTETHERNET ADAPTER, 6 ETHERNET ADAPTERS |
| HUBS | 1 | 24-PORT (100 BASE-TX) | 2,720 | COMPEX MICROHUB (8 PORTS) |

*Hardware already available

Detailed Pricing Information

|  | | Detailed Pricing Information <i>teamserver M890ic c/s</i> w/ 6 Front-Ends | | | TPC-C Rev 3.4 Report Date: July 17, 1999 | | |
|---|--|---|-------------|------------|---|-----------------------|---------------------|
| Order Number | Description | Quantity | Third Party | Unit Price | Extended Price | Maintenance rate/unit | 5 Years Maintenance |
| Server Hardware | | | | | | | |
| GP5M890AL | teamserver M890ic | 1 | | 13,498.00 | 13,498.00 | 1,000.00/yr | 5,000.00 |
| | w/ 1 x Pentium III 500MHz/2MB, 256MB memory, 0GB disk | | | | | | |
| GP5-FG10T | Pentium III Xeon (500MHz/2MB) | 3 | | 5,924.00 | 17,772.00 | 0.00/yr | 0.00 |
| GP5-RM1G | 1024MB ECC RAM Upgrade | 4 | | 4,058.00 | 16,232.00 | 0.00/yr | 0.00 |
| GP5-RM51G | 512MB ECC RAM Upgrade | 4 | | 1,672.00 | 6,688.00 | 0.00/yr | 0.00 |
| GP5-L44 | Mylex DAC1164P RAID controller w/ 32MB cache | 9 | | 2,789.00 | 25,101.00 | 0.00/yr | 0.00 |
| GP5-R1RC2 | 19" Rack Mount | 3 | | 2,817.00 | 8,451.00 | 0.00/yr | 0.00 |
| GP5UR1DC2 | Hard Disk Cabinet | 28 | | 2,025.00 | 56,700.00 | 0.00/yr | 0.00 |
| GP5S-R32 | VHDCI-VHDCI SCSI Cable (3.0m) | 27 | | 47.00 | 1,269.00 | 0.00/yr | 0.00 |
| GP5-125 | SCSI Adapter (Ultra-2 Wide) | 1 | | 277.00 | 277.00 | 0.00/yr | 0.00 |
| GP5MU823A | SCSI Cable (3.0m) | 1 | | 121.00 | 121.00 | 0.00/yr | 0.00 |
| GP5-HDH94 | 9GB 10,000rpm disk | 84 | | 831.00 | 69,804.00 | 0.00/yr | 0.00 |
| GP5-HDH82 | 18GB 10,000rpm disk | 145 | | 1,508.00 | 218,660.00 | 0.00/yr | 0.00 |
| TMSRVR-OPTION-5929 | 17" Monitor (Universal) | 1 | | 499.00 | 499.00 | 0.00/yr | 0.00 |
| GP5UDT301 | 12GB Internal DDS-3 DAT Drive | 1 | | 1,058.00 | 1,058.00 | 0.00/yr | 0.00 |
| | Server Hardware Subtotals | | | | 436,130.00 | | 5,000.00 |
| Server Software | | | | | | | |
| | Microsoft Windows NT 4.0 Server Enterprise Edition, included 25 CALs | 1 | | 3,819.00 | 3,819.00 | 0.00/yr | 0.00 |
| B23J01008 | SymfowARE Server Enterprise Edition for VLM V1.1 L41 | 1 | | 40,000.00 | 40,000.00 | 20,000.00/5yr | 20,000.00 |
| | Microsoft Visual C++ Professional 6.0 | 1 | 1 | 549.00 | 549.00 | 0.00/yr | 0.00 |
| | Microsoft Software Maintenance | 1 | 1 | 0.00 | 0.00 | 2,095.00/yr | 10,475.00 |
| | Server Software Subtotals | | | | 44,368.00 | | 30,475.00 |
| Client Hardware | | | | | | | |
| GP5L850L | teamserver L850i | 2 | | 7,322.00 | 14,644.00 | 600.00/5yr | 1,200.00 |
| | w/ 1 x Pentium II Xeon 450MHz/1MB, 128MB memory, 0GB disk, | | | | | | |
| | 1 10/10Base-TX | | | | | | |
| GP5-FG10K | Pentium II Xeon (450MHz/1MB) | 2 | | 3,763.00 | 7,526.00 | 0.00/yr | 0.00 |
| GP5L840L | teamserver L840i | 4 | | 5,143.00 | 20,572.00 | 600.00/5yr | 2,400.00 |
| | w/ 1 x Pentium II Xeon 450MHz/512KB, 128MB memory, 0GB disk, | | | | | | |
| | 1 10/10Base-TX | | | | | | |
| GP5-FG10H | Pentium II Xeon (450MHz/512KB) | 4 | | 1,584.00 | 6,336.00 | 0.00/yr | 0.00 |
| GP5-RM12G | 128MB (4 x 32MB) Memory | 18 | | 347.00 | 6,246.00 | 0.00/yr | 0.00 |
| GP5-HDH45 | Internal HDD (4GB) | 6 | | 415.00 | 2,490.00 | 0.00/yr | 0.00 |
| GP5-182 | FastEthernet Adapter (10/100Base-TX) | 36 | | 82.00 | 2,952.00 | 0.00/yr | 0.00 |
| TMSRVR-OPTION-5929 | 17" Monitor (Universal) | 6 | | 499.00 | 2,994.00 | 0.00/yr | 0.00 |
| | Client Hardware Subtotals | | | | 63,760.00 | | 3,600.00 |
| Client Software | | | | | | | |
| | Microsoft Windows NT Server 4.0, include 5 CALs | 6 | | 809.00 | 4,854.00 | | |
| | Fujitsu COBOL V4 Standard Edition | 1 | | 750.00 | 750.00 | 150.00/yr | 750.00 |
| | BEA Tuxedo 6.4 CFS | 6 | 2 | 3,000.00 | 18,000.00 | 450.00/yr | 13,500.00 |
| | Client Software Subtotals | | | | 23,604.00 | | 14,250.00 |
| User Connectivity | | | | | | | |
| | CISCO Catalyst 2924XL 10/100 Ethernet Switch (24ports) * | 3 | 3 | 2,210.00 | 6,630.00 | 0.00/yr | 0.00 |
| TP1008C | 8-Port RJ45 & BNC Ethernet Hub * | 3000 | 3 | 33.00 | 99,000.00 | 0.00/yr | 0.00 |
| | User Connectivity Subtotals | | | | 105,630.00 | | 0.00 |
| | Totals | | | | 673,492.00 | | 53,325.00 |
| | 5 Year cost | | | | | | 726,817 |
| | tpmC | | | | | | 25,440.60 |
| | \$/ tpmC | | | | | | 28.57 |
| | * : 10% or minimum of 2 spares are included. | | | | | | |
| Third Party : | 1 = Microsoft Corporation | | | | | | |
| | 2 = BEA Systems | | | | | | |
| | 3 = SSP DATA PRODUCTS | | | | | | |
| Notes: Results independently audited by Francois Raab of InfoSizing, Inc. Prices used in TPC benchmarks reflect the actual prices a customer would pay for a one-time purchase of the stated components. Individually negotiated discounts are not permitted. Special prices based on assumptions about past or future purchases are not permitted. All discounts reflect standard pricing policies for the listed components. For complete details, see the pricing sections of the TPC benchmark specifications. If you find that the stated prices are not available according to these items, please inform the TPC at pricing@tpc.org. Thank you. | | | | | | | |

| Numerical Quantities Summary | | | | | | | | | |
|---|--|--|--|----------------|-------------------|-----------------------|-------|-------------|--------|
| <i>teamserver M890ic c/s w/ 6 Front-Ends</i> | | | | | | | | | |
| SymfoWARE Server Enterprise Edition for VLM V1.1 L41 | | | | | | | | | |
| MQTH, Computed Maximum Qualified Throughput | | | | | | 25,440.60 tpmC | | | |
| Response Times (in seconds) | | | | Average | 90% | Max. | | | |
| New-Order | | | | 1.65 | 3.35 | 24.65 | | | |
| Payment | | | | 1.60 | 3.28 | 25.44 | | | |
| Order-Status | | | | 1.59 | 3.28 | 15.73 | | | |
| Delivery (interactive portion) | | | | 0.18 | 0.16 | 6.05 | | | |
| Delivery (deferred portion) | | | | 1.85 | 3.50 | 13.79 | | | |
| Stock-Level | | | | 1.61 | 3.31 | 16.86 | | | |
| Menu | | | | 0.16 | 0.15 | 4.49 | | | |
| Transaction Mix, in percent of total transaction | | | | | | | | | |
| New-Order | | | | | | 44.82 | | | |
| Payment | | | | | | 43.02 | | | |
| Order-Status | | | | | | 4.08 | | | |
| Delivery | | | | | | 4.04 | | | |
| Stock-Level | | | | | | 4.04 | | | |
| Emulation Delay (in seconds) | | | | | Resp. Time | Menu | | | |
| New-Order | | | | | .1 | .1 | | | |
| Payment | | | | | .1 | .1 | | | |
| Order-Status | | | | | .1 | .1 | | | |
| Delivery (interactive) | | | | | .1 | .1 | | | |
| Stock-Level | | | | | .1 | .1 | | | |
| Keying/Think Times (in seconds) | | | | Min. | | Average | | Max. | |
| New-Order | | | | 18.10 | 0.02 | 18.12 | 12.05 | 18.27 | 120.27 |
| Payment | | | | 3.04 | 0.02 | 3.07 | 12.07 | 3.19 | 120.35 |
| Order-Status | | | | 2.05 | 0.02 | 2.07 | 10.21 | 2.17 | 93.16 |
| Delivery (interactive) | | | | 2.05 | 0.02 | 2.07 | 5.06 | 2.16 | 49.82 |
| Stock-Level | | | | 2.05 | 0.02 | 2.07 | 5.06 | 2.19 | 47.27 |
| Test Duration | | | | | | | | | |
| Ramp-up time (seconds) | | | | | | 1,740 | | | |
| Measurement interval | | | | | | 1,800 | | | |
| Transactions during measurement interval | | | | | | 763,218 | | | |
| Checkpointing | | | | | | | | | |
| Number of checkpoints | | | | | | 1 | | | |
| Checkpoint interval | | | | | | 1,800 | | | |
| Reproducibility Run | | | | | | | | | |
| Reported measurement | | | | | | 25,440.60 | | | |
| Reproducibility measurement | | | | | | 25,432.20 | | | |
| Difference | | | | | | 0.03% | | | |