
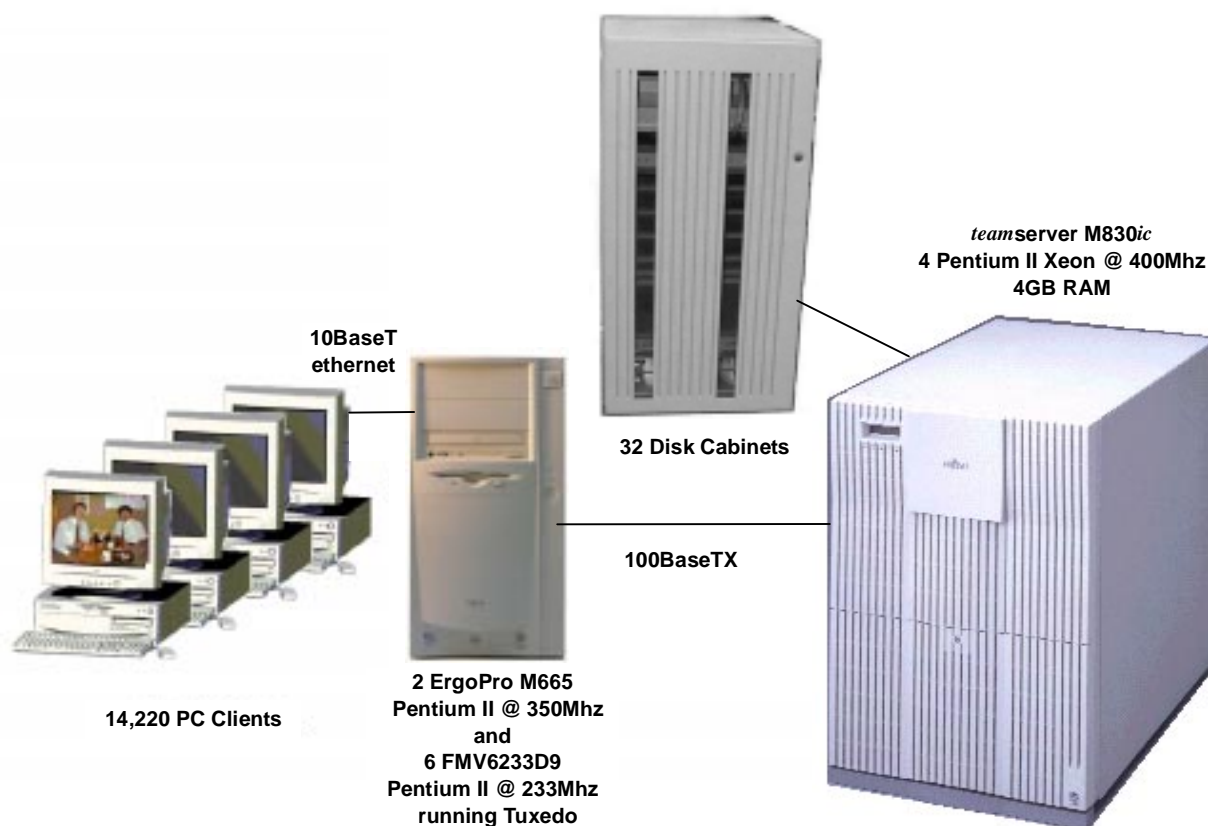


Priced Configuration

		teamserver M830ic		TPC-C Rev 3.4
		c/s w/ 8 Front-Ends		Report Date: September 22, 1998
Total System Cost		TPC-C Throughput	Price/Performance	Availability Date
\$618,090		17,056.63 tpmC	\$36.24/tpmC	March 1'st, 1999
Processors	Database Manager	Operating system	Other Software	Number of users
4 Pentium II Xeon @ 400Mhz	SymfoWARE Server Enterprise Edition for VLM V1.1	Microsoft Windows NT Server 4.0 Enterprise Edition	BEA Tuxedo 6.4 CPS Fujitsu COBOL V4	14,220


teamserver M830ic Priced Configuration



RDBMS SERVER			CLIENTS(EACH OF 8)	
SYSTEM COMPONENTS	QTY	DESCRIPTION	QTY	DESCRIPTION
PROCESSOR	4	PENTIUM II XEON @ 400MHZ	1	PENTIUM II @ 350MHZ (2 CLIENTS), PENTIUM II @ 233MHZ (6 CLIENTS)
CACHE MEMORY		1MB (EACH PROCESSOR)		512KB (EACH)
MEMORY		4GB		256MB
DISK CONTROLLER	8	MYLEX DAC960PJ (3 CHANNELS)	1	IDE
DISKS	225	9GB (7200RPM)	1	4.3GB
	5	9GB (10000RPM)		
TOTAL		1948.1GB		
TERMINAL	1	FUJITSU E 175 DISPLAY	1	FUJITSU E 175 DISPLAY
NETWORK INTERFACE	1	FASTETHERNET ADAPTER	3	1 FASTETHERNET ADAPTER, 2 ETHERNET ADAPTERS
HUBS	4	8-PORT (100 BASE-TX)	1,961	COMPEX MICROHUB (8 PORTS)
PC'S			14,220	PC'S RUNNING WINDOWS 95

Numerical Quantities Summary								
<i>teamserver M830ic c/s w/ 8 Front-Ends</i>								
SymfoWARE Server Enterprise Edition V1.1								
MQTH, Computed Maximum Qualified Throughput						17,056.63		
tpmC								
Response Times (in seconds)				Average		90%	Max.	
New-Order				1.18		2.43	30.81	
Payment				1.07		2.27	30.45	
Order-Status				1.09		2.28	29.65	
Delivery (interactive portion)				0.23		0.16	8.27	
Delivery (deferred portion)				1.54		2.72	20.11	
Stock-Level				1.07		2.28	23.97	
Menu				0.21		0.16	8.27	
Transaction Mix, in percent of total transaction								
New-Order						44.71		
Payment						43.07		
Order-Status						4.10		
Delivery						4.05		
Stock-Level						4.07		
Emulation Delay (in seconds)					Resp. Time		Menu	
New-Order					.1		.1	
Payment					.1		.1	
Order-Status					.1		.1	
Delivery (interactive)					.1		.1	
Stock-Level					.1		.1	
Keying/Think Times (in seconds)				Min.		Average		Max.
New-Order				18.10 0.02		18.11 12.04		18.18 119.11
Payment				3.04 0.02		3.06 12.02		3.14 120.04
Order-Status				2.05 0.02		2.06 10.24		2.11 101.75
Delivery (interactive)				2.05 0.02		2.06 5.03		2.11 47.87
Stock-Level				2.05 0.02		2.06 5.05		2.12 46.94
Test Duration								
Ramp-up time (seconds)						1,790		
Measurement interval						1,800		
Transactions during measurement interval						511,699		
Checkpointing								
Number of checkpoints						1		
Checkpoint interval						1,800		
Reproducibility Run								
Reported measurement						17,056.63		
Reproducibility measurement						17,011.80		
Difference						.26%		

Detailed Pricing Information

		Detailed Pricing Information <i>teamserver M830ic</i> c/s w/ 8 Front-Ends			TPC-C Rev 3.4 Report Date: September 22, 1998			
Order Number	Description	Quantity	Third Party	Unit Price	Extended Price	Maintenance rate/unit	5 Years Maintenance	
Server Hardware								
GP5M830A	teamserver M830ic	1		14,005.00	14,005.00	2,100.75/5yr	2,100.75	
	w/ 1 x Pentium II 400MHz/1024KB, 256MB memory, 0GB disk							
GP5-FG10F	Pentium II Xeon (400MHz/1MB)	3		4,705.00	14,115.00	705.75/5yr	2,117.25	
GP5-RM51G	512MB ECC RAM Upgrade	8		2,976.00	23,808.00	446.40/5yr	3,571.20	
TMSRVR-OPTION-5633	Mylex DAC960PJ RAID controller w/ 32MB cache	8		1,858.00	14,864.00	20.00/mo	9,600.00	
GP5MS621A	Hard Disk Cabinet	16		1,596.00	25,536.00	239.40/5yr	3,830.40	
GP5MS621SA	Additional Shelf	16		1,446.00	23,136.00	216.90/5yr	3,470.40	
GP5MU829A	SCSI Cable (2.0m)	24		121.00	2,904.00	18.15/5yr	435.60	
GP5MU831A	SCSI Cable (0.3m)	8		57.00	456.00	8.55/5yr	68.40	
GP5MHDH9GA	9GB 7,200rpm disk	225		951.00	213,975.00	142.65/5yr	32,096.25	
GP5-HDH94	9GB 10,000rpm disk	5		1,108.00	5,540.00	166.20/5yr	831.00	
GP5-125	SCSI Adapter (Ultra-2 Wide)	1		455.00	455.00	68.25/5yr	68.25	
GP5-182	FastEthernet Adapter (10/100BaseTX)	2		82.00	164.00	12.30/5yr	24.60	
PD53KOE3	Fujitsu e175 Display	1		579.00	579.00	86.85/5yr	86.85	
GP5UDT301	12GB Internal DDS-3 DAT Drive	1		1,208.00	1,208.00	181.20/5yr	181.20	
Server Hardware Subtotals					340,745.00		58,482.15	
Server Software								
	Microsoft Windows NT 4.0 Server Enterprise Edition, included 25 CALs	1	1	3,999.00	3,999.00	0.00	0.00	
	Symfoware Server Enterprise Edition for VLM V1.1 200 Licences pack	1		40,000.00	40,000.00	20,000.00/5yr	20,000.00	
	Microsoft Visual C++ Professional 6.0	1	1	549.00	549.00	0.00	0.00	
	Microsoft Software Maintenance	1	1	0.00	0.00	2,095.00/yr	10,475.00	
Server Software Subtotals					44,548.00		30,475.00	
Client Hardware								
U2H27D6E31E3	Fujitsu ErgoPro M665/350 w/ 64MB memory, 4.3GB disk	2		1,945.00	3,890.00	291.75/5yr	583.50	
PL060171	64MB Memory for ErgoPro	2		300.00	600.00	45.00/5yr	90.00	
PL060172	128MB Memory for ErgoPro	2		607.00	1,214.00	91.05/5yr	182.10	
PN010297	FastEthernet Adapter (10/100BaseTX) for ErgoPro	6		131.00	786.00	19.65/5yr	117.90	
FMV9D50A01	Fujitsu FMV-6233D9	6		1,230.00	7,380.00	184.50/5yr	1,107.00	
	w/ 64MB memory, 4.3GB disk, 100Base-TX on-board LAN							
FMV-M128SA	128MB Memory for FMV-6233D9	12		302.00	3,624.00	45.30/5yr	543.60	
FMV-188	FastEthernet Adapter (10/100BaseTX) for FMV-6233D9	12		67.00	804.00	10.05/5yr	120.60	
PD53KOE3	Fujitsu e175 Display	8		579.00	4,632.00	86.85/5yr	694.80	
Client Hardware Subtotals					22,930.00		3,439.50	
Client Software								
	Microsoft Windows NT Server 4.0, include 5 CALs	8	1	809.00	6,472.00	0.00/yr	0.00	
	Fujitsu COBOL V4 Standard Edition	1		750.00	750.00	150.00/yr	750.00	
	BEA Tuxedo 6.4 CFS	8	2	3,000.00	24,000.00	450.00/yr	18,000.00	
Client Software Subtotals					31,222.00		18,750.00	
User Connectivity								
NH2012R	8-Port 10/100 Ethernet Switch (8ports) *	4	3	2,167.00	8,668.00	0.00	0.00	
TP1008C	8-Port RJ45 & BNC Ethernet Hub *	1961	4	30.00	58,830.00	0.00	0.00	
User Connectivity Subtotals					67,498.00		0.00	
Totals					506,943.00		111,146.65	
5 Year cost							618,090	
tpmC							17,056.63	
\$/tpmC							36.24	
*: 10% or minimum of 2 spares are included.								
Third Party:	1 = Microsoft Corporation							
	2 = BEA Systems							
	3 = NBase Switch Comm.							
	4 = COMPLEX, INC							
Notes: Results independently audited by Francois Raab of Information Paradigm, Inc. Prices used in TPC benchmarks reflect the actual prices a customer would pay for a one-time purchase of the stated components. Individually negotiated discounts are not permitted. Special prices based on assumptions about past or future purchases are not permitted. All discounts reflect standard pricing policies for the listed components. For complete details, see the pricing sections of the TPC benchmark specifications. If you find that the stated prices are not available according to these items, please inform the TPC at pricing@tpc.org . Thank you.								