

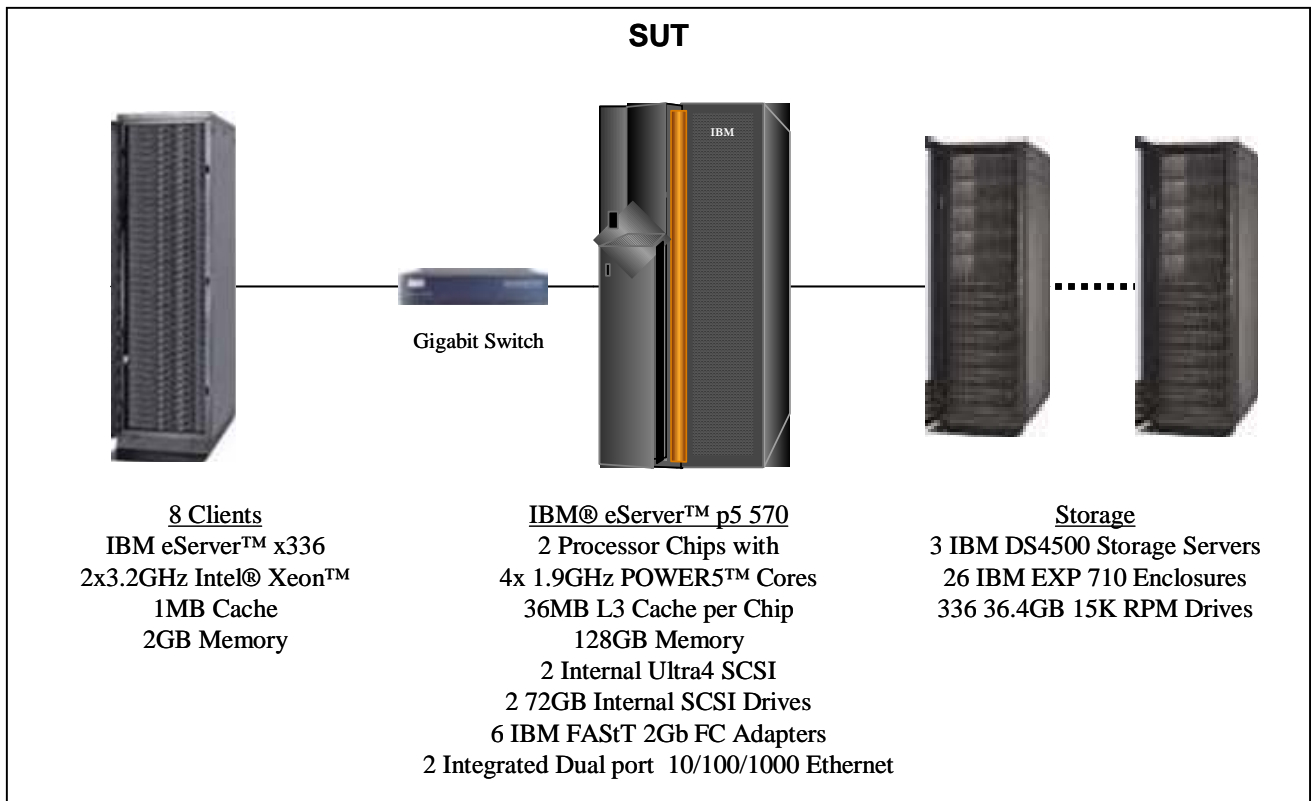
ORACLE

**IBM eServer p5 570
Model 9117-570**


TPC-C Rev. 5.4

Report Date: October 13, 2005

Total System Cost	TPC-C Throughput	Price/Performance	Availability Date	
\$799,990 USD	203,439.87	\$3.93 USD	October 14, 2005	
Processor Chips/Cores/Threads	Database Manager	Operating System	Other Software	No. Users
2/4/8	Oracle Database 10g Enterprise Edition	AIX 5L V5.3	Microsoft Visual C++ Microsoft COM+	162,560



System Components	Each of the 8 Clients		Server	
	Quantity	Description	Quantity	Description
Processors	2/2/2	3.2GHz 1MB L3 Xeon Processor	2/4/8	1.9GHz POWER5™ 36MB L3 Cache
Memory	2	1024MB	4	32GB
Disk Controllers	1	Ultra320 SCSI	2 6 3	Integrated Ultra4SCSI FAStT 2Gb FC Adapters IBM DS4500 Controllers
Disk Drives	1	36 GB	338 2	36.4GB 15K RPM FC 73.4GB 15K RPM FC
Total Storage		288GB		11,290 GB
Terminals	1	System Console	1	System Console




ORACLE

IBM eServer p5 570
Model 9117-570

TPC-C Rev. 5.4

Report Date: October 13, 2005

Table with 7 columns: Description, Part No., Src, Unit Price, Qty, Ext Price, Maint Price. Rows include Server Hardware (Server 1:9117 Model 570, Op Panel, IDE Slimline DVD-ROM Drive, etc.), Storage (DS4000 EXP710 Storage Expansion, Short Wave SFP, etc.), and a Subtotal row.



IBM eServer p5 570 Model 9117-570

TPC-C Rev. 5.4

Report Date: October 13, 2005

1740-710 24x7x4 WSU	6942-25B	1	760	26		19,760
1742-90U 24x7x4 WSU	6942-25B	1	1,087	3		3,261
			Subtotal		749,439	23,021

Server Software

AIX 5.3 (media only)	5962-A5L	1	50	1	50	
AIX Software	5765-AIX	1	1,225	4	4,900	
AIX Software Maintenance (3Y)	5773-SM3	1	1,958	4		7,832
AIX Software Maintenance 24x7 Upgrade (3Y)	0468	1	496	4		1,984
HMC Software Support 3 Yr. Support per Processor 0569	5773-RS3	1	675	1		675
HMC Software Support 24x7x4 / 3 Year	570	1	236	1		236
C for AIX user Lic+SW maint 12 MO	D5A1DLL	1	515	1	515	
C for AIX user annual SW maint renewal	E1A1FLL	1	103	2		206
Oracle Database 10g Enterprise Edition, Per Processor for 3 years		2	20,000	3‡	60,000	
Oracle Database Server Support Package for 3 years		2	6,000	1		6,000
Oracle E-Business Discount (license & support)		2		1	-6,600	
			Subtotal		58,865	16,933

Client Hardware and Software

x336 3.2GHz 800MHz Xeon EM64T Express Model	8837E3U	1	3,525	8	28,200	3,600
Express IBM 36.4GB 15k U320 SCSI HS Option	30R5096	1	275	8	2,200	
NetBay42 Standard Rack	9307-4SX	1	1,489	2	2,978	1,200
IBM Sleek 2-Button Mouse - (PS/2)	90P0740	1	15	1	15	
Preferred Pro Full Size PS/2 Keyboard	25R6968	1	29	1	29	
IBM C170 17" CRT Monitor	90P0726	1	175	1	175	90
			Subtotal		33,597	4,890

Third Party Hardware/Software

Visual C++ Standard Edition	254-00170	3	109	1	109	
Microsoft Windows 2000 Server	C11-00821	3	738	6	4,428	
Microsoft Problem Resolution Services		3	245	1		245
BELKIN 16PT GIGABIT SWITCH	637031	4	91	3	272	
			Subtotal		4,809	245

			Total		1,361,159	75,563
*Discounts are based on US list prices for similar quantities &						
			IBM Total System Discounts*			-636,732

configurations including pre-payment for maintenance						
			Three-Year Cost of Ownership		799,990	
Audited by: Francois Raab, Info Sizing (www.infosizing.com)					tpmC	203,439.87
Pricing Sources: 1 IBM, 3 Microsoft, 4 CDW.com					\$/tpmC	3.93

2 Oracle: MaryBeth Pierantoni, mary.beth.pierantoni@oracle.com (916-315-5081)

‡ 3 = 0.75 * 4 Explanation: For the purposes of counting the number of processors which require licensing, a multicore chip with "n" cores shall be determined by multiplying "n" cores by a factor of .75

Prices used in TPC benchmarks reflect the actual prices a customer would pay for a one-time purchase of the stated components. Individually negotiated discounts are not permitted. Special prices based on assumptions about past or future purchases are not permitted. All discounts reflect standard pricing policies for the listed components. For complete details, see the pricing sections of the TPC benchmark specifications. If you find that the stated prices are not available according to these terms, please inform the TPC at pricing@tpc.org. Thank you

Numerical Quantities Summary for the IBM eServer p5 570 Model 9117-570

MQTH, computed Maximum Qualified Throughput: 203,439.87 tpmC

<u>Response Times (in seconds)</u>	<u>90th %</u>	<u>Average</u>	<u>Maximum</u>
New Order	0.98	0.42	1.71
Payment	1.00	0.43	2.20
Order-Status	1.00	0.43	1.60
Delivery (interactive)	0.15	0.15	0.65
Delivery (deferred)	0.05	0.03	0.05
Stock-Level	1.00	0.43	1.55
Menu	0.15	0.12	0.84

Response time delay added for emulated components 0.1 seconds

<u>Transaction Mix, in percent of total transactions</u>	<u>Percent</u>
New Order	44.91%
Payment	43.01%
Order-Status	4.02%
Delivery	4.01%
Stock-Level	4.01%

<u>Keying/Think Times (in seconds)</u>	<u>Min.</u>	<u>Average</u>	<u>Max.</u>
New Order	18.00/0.01	18.01/12.02	18.04/120.21
Payment	3.00/0.01	3.01/12.02	3.04/120.20
Order-Status	2.00/0.01	2.01/10.01	2.04/100.10
Delivery	2.00/0.01	2.01/5.02	2.04/50.20
Stock-Level	2.00/0.01	2.01/5.02	2.04/50.20

Test Duration

Ramp-up Time	1 hour 10 minutes 19 Seconds
Measurement interval	2 hours 00 minutes
Transactions during measurement interval (all types)	54,355,988
Ramp-down time	20 minutes

Checkpoints

Number of checkpoints	4
Checkpoint interval	29 minutes 4 sec